

SPDT Failsafe DC to 12.4 GHz Electro-Mechanical Relay Switch, up to 700W, 28V, N

The SEMS-4056-SPDT-N is an SPDT Electromechanical Relay Switch that operates over a wide frequency band from DC to 12.4GHz with up to 700 Watts of input power (CW) handling capability. Rated for 1M life cycles for high reliability operation, this design uses a Failsafe Actuator with a break before make configuration. The switch exhibits exceptional electrical performance specified from 0.15 dB max for insertion loss and from 85 dB min for isolation, and guaranteed over -40°C to +85°C. The assembly requires an operating voltage of +28Vdc and is certified as RoHS and REACH compliant. External connectors include solder terminals and N female connectors.



Electrical Specifications

Switch Type: SPDT
Actuator Type: Failsafe
Switching Sequence: Break before Make

Description	Min	Typ	Max	Units
Frequency Range	DC		12.4	GHz
Impedance		50		Ohms
Operating Voltage	24	28	30	Volts
Actuating Current @ 28 Volts		140		mA
VSWR			1.5:1	
Insertion Loss			0.5	dB
Isolation	60			dB
Input Power (CW)			200	Watts
Switching Time			15	ms

Performance by Frequency

Description	F1	F2	F3	F4	F5	Units
Frequency Range	DC - 1	1 - 2	2 - 3	3 - 8	8 - 12.4	GHz
VSWR, Max	1.15:1	1.2:1	1.25:1	1.35:1	1.5:1	
Insertion Loss, Max	0.15	0.2	0.25	0.35	0.5	dB
Isolation, Min	85	80	75	70	60	dB
Power In, Max (CW)	700	500	400	250	200	Watts

Electrical Specification Notes:
Average Power and Actuating Current values at 25°C.

Mechanical Specifications

Size
Length: 2.64 in [67.06 mm]
Width/Diameter: 1.89 in [48.01 mm]
Height: 0.9 in [22.86 mm]
Weight: 0.4145 lbs [188.01 g]
Package Type: Connectorized
Operating Life: 1,000,000 Cycles

Features:

- Single Pole Double Throw Relay Switch
- DC to 12.4 GHz Frequency Range
- 1M Cycle Operating Life Min
- 200 Watt Avg Power Max
- -40 to +85 Deg C Operating Temperature
- Insertion Loss 0.5 dB Max
- VSWR 1.5:1 Max

Applications:

- General Purpose High Performance Relay Switch
- Military Communications
- Communications Systems
- Test & Measurement

Fairview Microwave
301 Leora Ln., Suite 100
Lewisville, TX 75056
Tel: 1-800-715-4396 / (972) 649-6678
Fax: (972) 649-6689
www.fairviewmicrowave.com
sales@fairviewmicrowave.com

Connectors

RF Connector Type	N Female
RF Connector Specification	MIL C 39012
Control Connector	Solder Pin

Mechanical Specification Notes:
 Solder Pins: 250°C max/30sec.

Environmental Specifications

Temperature

Operating Range	-40 to +85 deg C
Storage Range	-55 to +85 deg C

Construction	Splashproof
Shock	MIL-STD-202, Method 213B, Cond.C
Vibration	MIL-STD-202, Method 204D, Cond.D

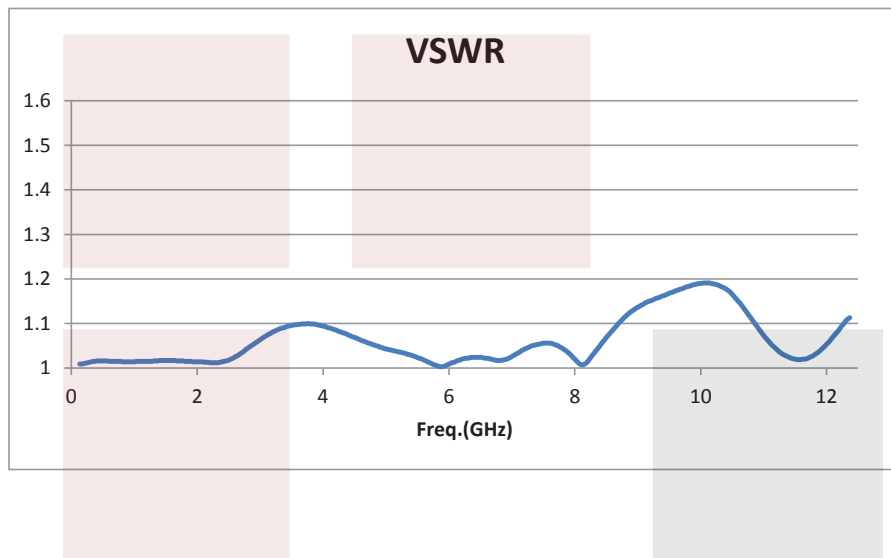
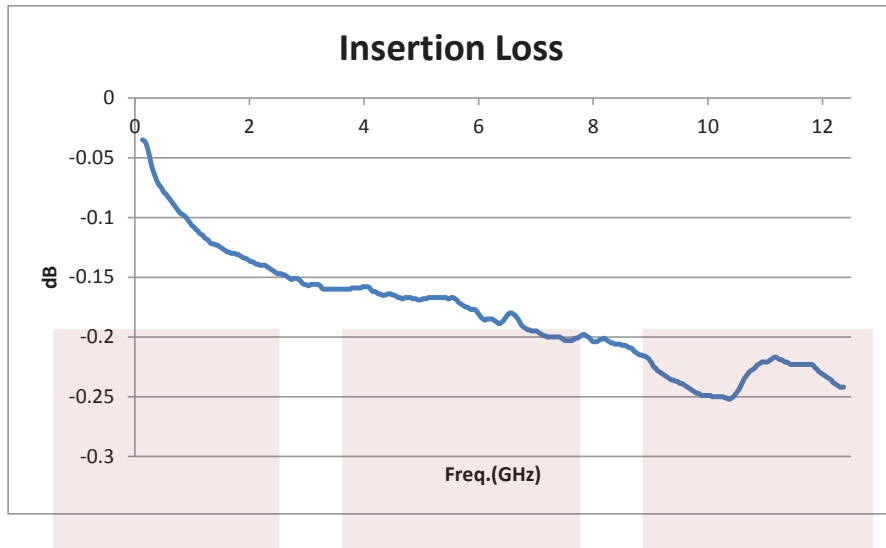
Environmental Specification Notes:
 Environmental specifications are guaranteed but not tested.

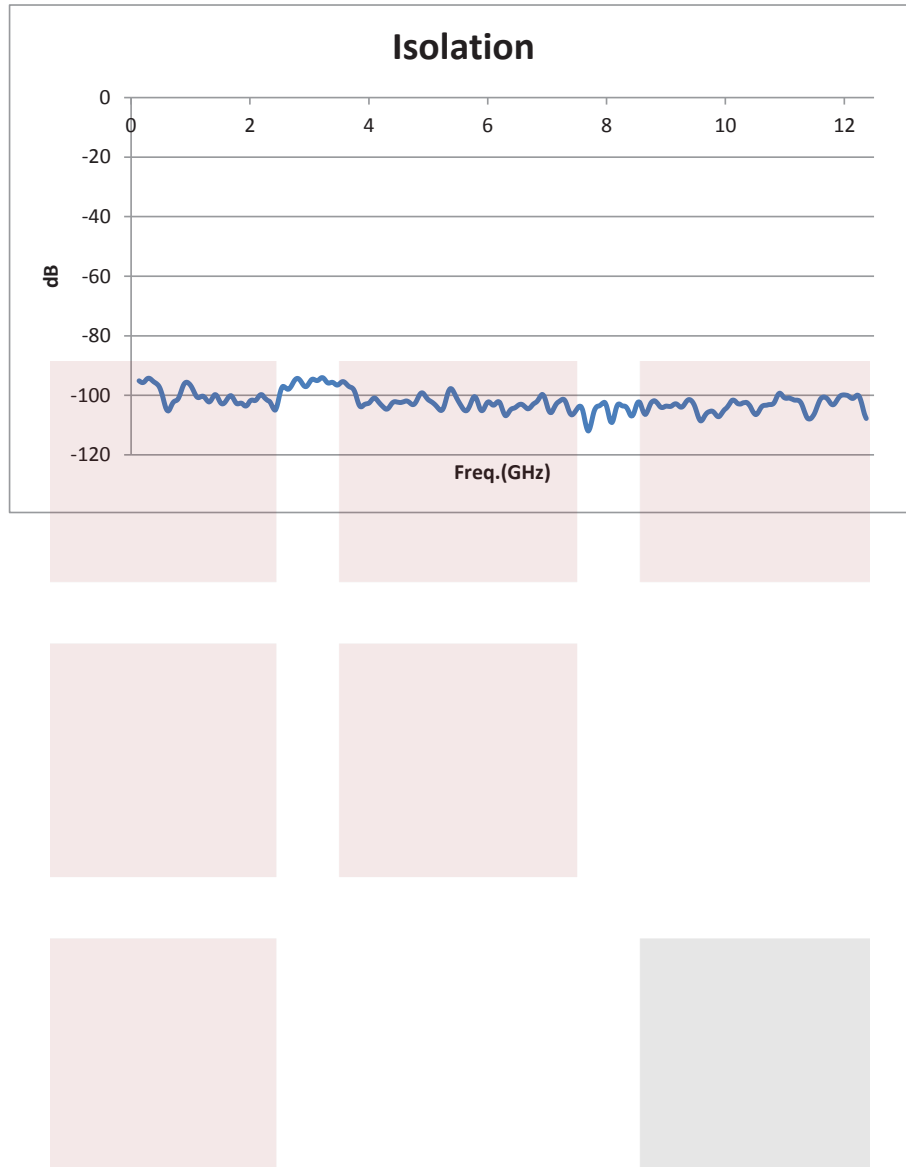
Compliance Certifications (see [product page](#) for current document)

Plotted and Other Data

Notes:
 • Values shown are typical at 25°C.

Typical Performance Data



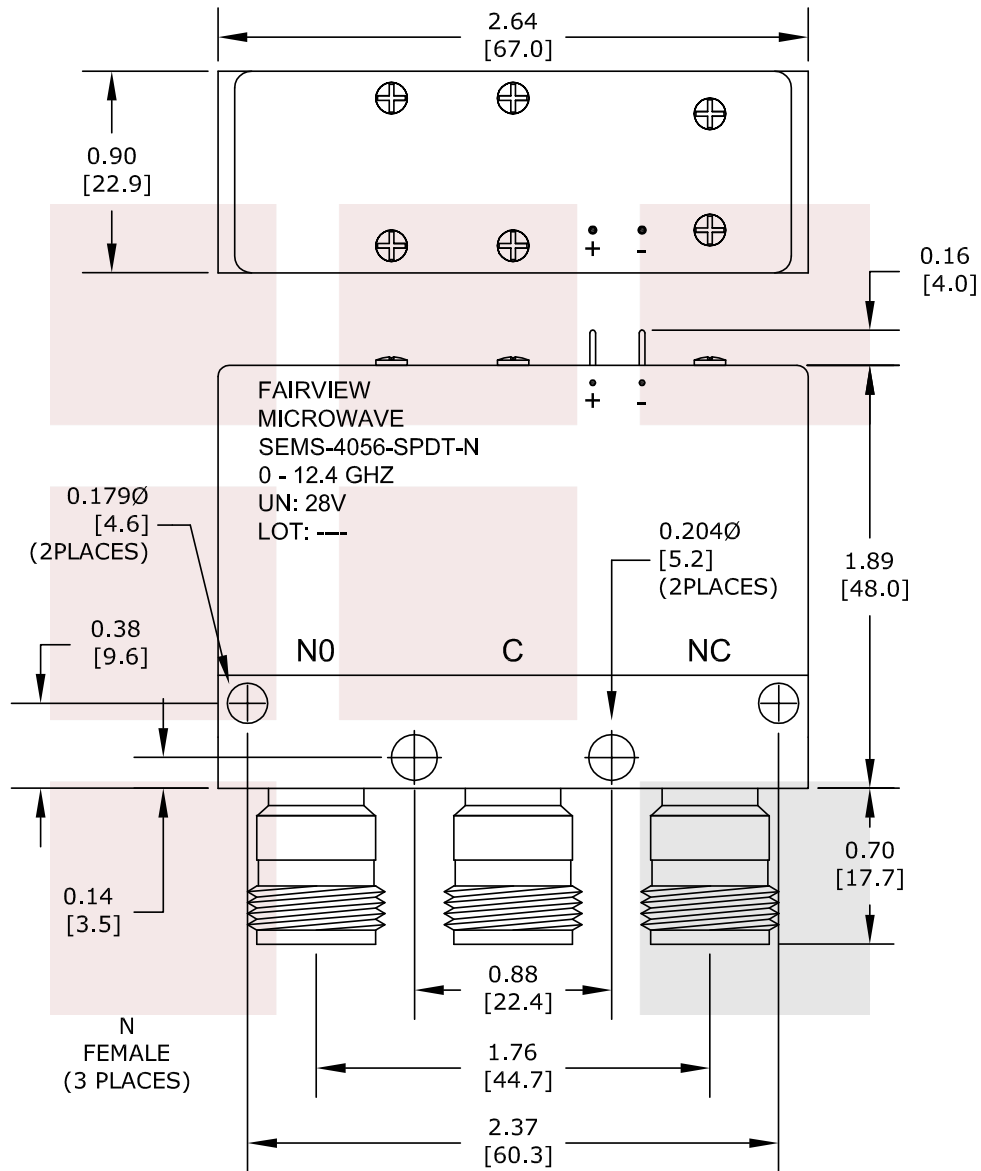


SPDT Failsafe DC to 12.4 GHz Electro-Mechanical Relay Switch, up to 700W, 28V, N from Fairview Microwave is in-stock and available to ship same-day. All of our RF/microwave products are available off-the-shelf from our ISO 9001:2008 certified facilities in Allen, Texas. Fairview Microwave is RF on-demand.

For additional information on this product, please click the following link: [SPDT Failsafe DC to 12.4 GHz Electro-Mechanical Relay Switch, up to 700W, 28V, N SEMS-4056-SPDT-N](#)

URL: <https://www.fairviewmicrowave.com/spdt-failsafe-electro-mechanical-relay-switch-sems-4056-spdt-n-p.aspx>

The information contained in this document is accurate to the best of our knowledge and representative of the part described herein. It may be necessary to make modifications to the part and/or the documentation of the part, in order to implement improvements. Fairview Microwave reserves the right to make such changes as required. Unless otherwise stated, all specifications are nominal. Fairview Microwave does not make any representation or warranty regarding the suitability of the part described herein for any particular purpose, and Fairview Microwave does not assume any liability arising out of the use of any part or documentation.



FAIRVIEW MICROWAVE INC.

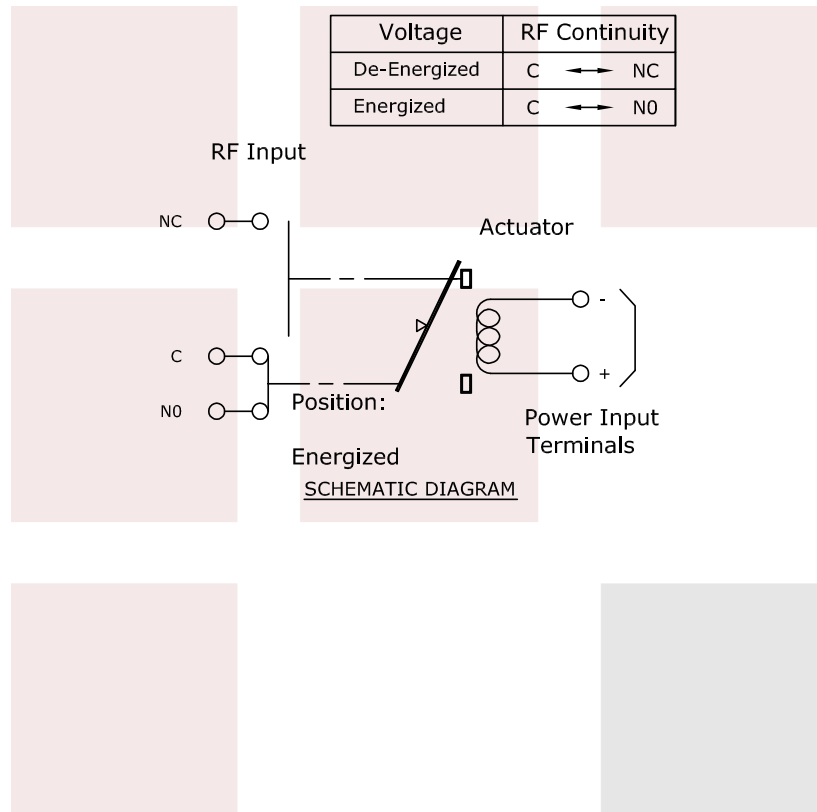
ALLEN, TX 75013 WWW.FAIRVIEWMICROWAVE.COM

NOTES:
 1. UNLESS OTHERWISE SPECIFIED ALL DIMENSIONS ARE NOMINAL.
 2. ALL SPECIFICATIONS ARE SUBJECT TO CHANGE WITHOUT NOTICE AT ANY TIME.
 3. DIMENSIONS ARE IN INCHES [mm].

TITLE
 SPDT Failsafe DC to 12.4 GHz Electro-Mechanical
 Relay Switch, up to 700W, 28V, N

DWG NO SEMS-4056-SPDT-N CAGE CODE 3FKR5

CAD FILE	092614	SHEET	SCALE	N/A	SIZE	A	150
----------	--------	-------	-------	-----	------	---	-----



FAIRVIEW MICROWAVE INC. ALLEN, TX 75013 WWW.FAIRVIEWMICROWAVE.COM		NOTES: 1. UNLESS OTHERWISE SPECIFIED ALL DIMENSIONS ARE NOMINAL. 2. ALL SPECIFICATIONS ARE SUBJECT TO CHANGE WITHOUT NOTICE AT ANY TIME. 3. DIMENSIONS ARE IN INCHES [mm].			
TITLE SPDT Fail-safe DC to 12.4 GHz Electro-Mechanical Relay Switch, up to 700W, 28V, N		DWG NO SEMS-4056-SPDT-N		CAGE CODE 3FKR5	
		CAD FILE 092614	SHEET	SCALE N/A	SIZE A