

Zero Bias Detector With SMA Male to SMA Female and Negative Video Out Operating From 10 MHz to 26.5 GHz

The SMD0126 is a zero bias Schottky detector that displays an extremely flat frequency response over a broad frequency range from 10 MHz to 26.5 GHz. The model features negative video output polarity and operates over a wide dynamic range of -30 dBm to +20 dBm input power. No external DC bias source is required. Performance includes 50 ohm matched inputs for excellent VSWR of 1.7:1 typical, high voltage sensitivity for very small signal detection of 100 mV/mW typical, and can withstand maximum input power levels up to +20 dBm CW. Operating temperature range is 0°C to +90°C. The compact and rugged cylindrical package supports an SMA Male input connector and SMA Female output connector and is ideal for use with precision test and measurement, instrumentation, and subsystem assemblies.

Electrical Specifications

Description	Min	Typ	Max	Unit
Frequency Range	10 MHz		26.5 GHz	
Voltage Sensitivity		100		mV/mW
Input Power			+20	dBm
Video Capacitance		470		pF
Dynamic Range	-30		+20	dBm

Typical (or Max) Specifications by Frequency

Description	F1	F2	F3	F4	F5	Units
Frequency	0.01 to 18	18 to 26.5				GHz
VSWR	1.7:1	2.2:1				
Flatness (Typ)	±0.25	±0.5				dB

Mechanical Specifications

Temperature

Operating Range	-54 to +100 deg C
Storage Range	-65 to +100 deg C

Size

Length	1.21 in [30.73 mm]
Weight	0.0194 lbs [8.8 g]

Compliance Certifications (see [product page](#) for current document)

Plotted and Other Data

Notes:

- Values at +25 °C, sea level
- ESD Sensitive Material, Transport material in Approved ESD bags. Handle only in approved ESD Workstation.



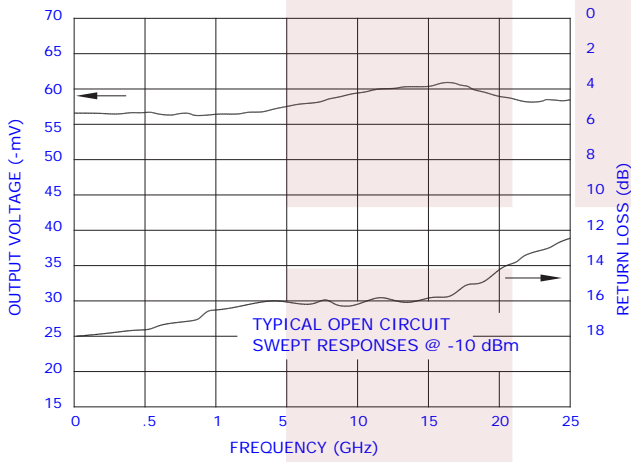
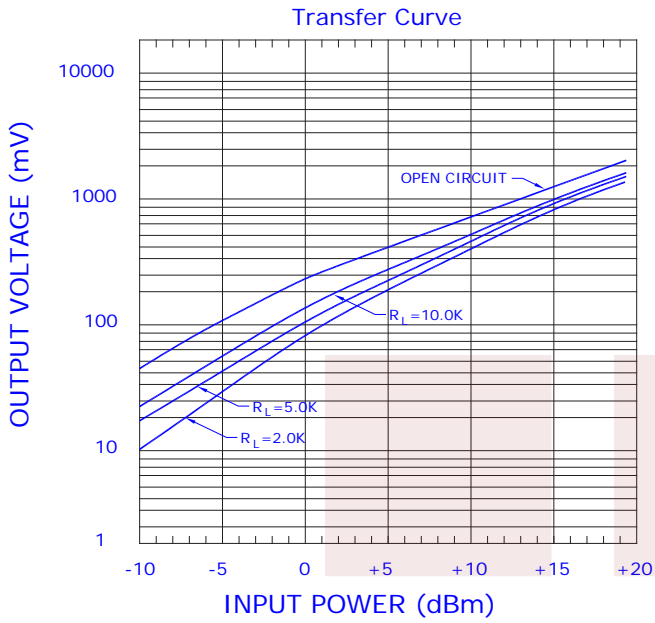
Features:

- Zero Bias Schottky Diode Detector
- 10 MHz to 26.5 GHz Frequency Range
- Extremely Flat Frequency Response
- Maximum Input Power +20 dBm, Peak Input Power +27 dBm
- Negative Video Output Polarity

Applications:

- Electronic Warfare
- Test & Measurement
- System Monitoring
- AM Noise Measurements
- Military & Space
- Radar
- Pulsed RF Measurements in Ultra Broadband Applications
- Leveling Pulse Signal Sources
- Military Communications Systems

Fairview Microwave
1130 Junction Dr. #100
Allen, TX 75013
Tel: 1-800-715-4396 / (972) 649-6678
Fax: (972) 649-6689
www.fairviewmicrowave.com
sales@fairviewmicrowave.com



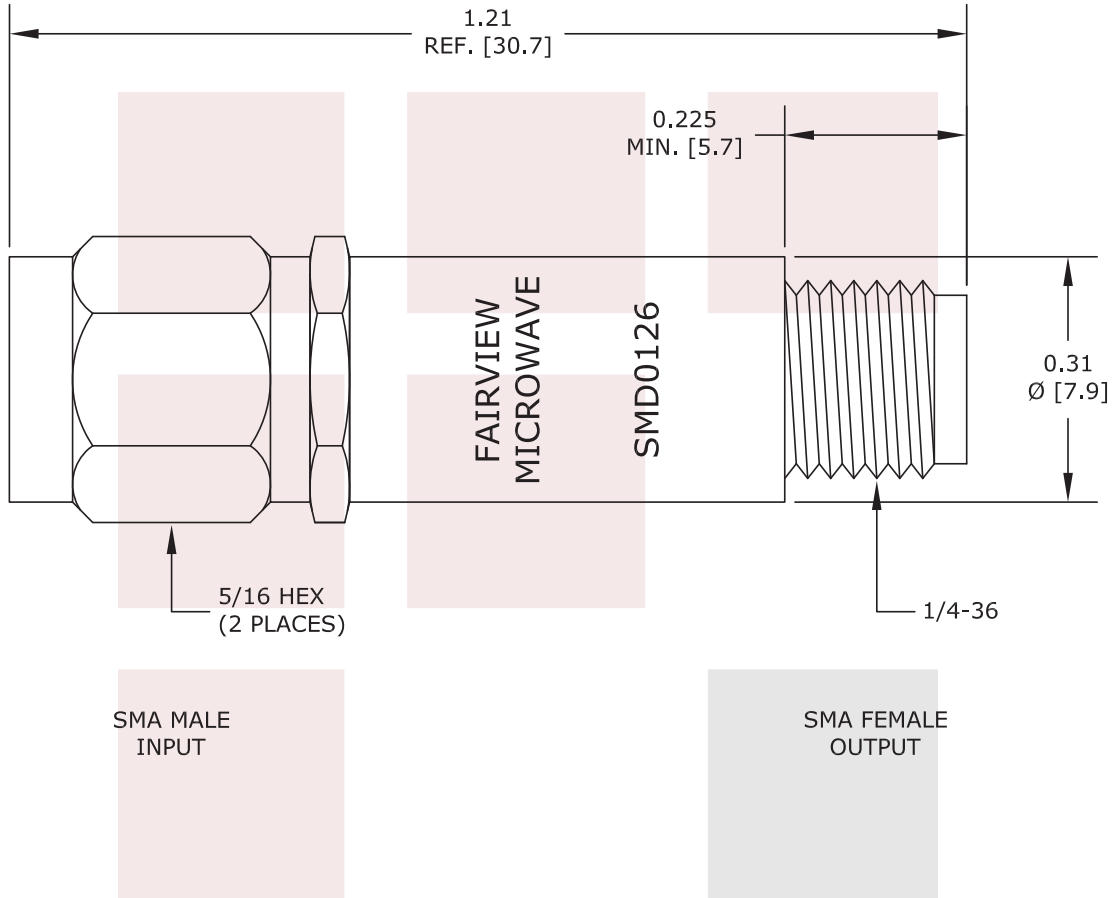
Zero Bias Detector With SMA Male to SMA Female and Negative Video Out Operating From 10 MHz to 26.5 GHz from Fairview Microwave is in-stock and available to ship same-day. All of our RF/microwave products are available off-the-shelf from our ISO 9001:2008 certified facilities in Allen, Texas. Fairview Microwave is RF on-demand.

For additional information on this product, please click the following link: [Zero Bias Detector With SMA Male to SMA Female and Negative Video Out Operating From 10 MHz to 26.5 GHz SMD0126](#)

URL: <https://www.fairviewmicrowave.com/zero-biased-detector-sma-male-negative-10-mhz-26.5-ghz-smd0126-p.aspx>

The information contained in this document is accurate to the best of our knowledge and representative of the part described herein. It may be necessary to make modifications to the part and/or the documentation of the part, in order to implement improvements. Fairview Microwave reserves the right to make such changes as required. Unless otherwise stated, all specifications are nominal. Fairview Microwave does not make any representation or warranty regarding the suitability of the part described herein for any particular purpose, and Fairview Microwave does not assume any liability arising out of the use of any part or documentation.





STANDARD TOLERANCES	
.X	±0.2
.XX	±0.1
.XXX	±0.05

*STANDARD TOLERANCES APPLY ONLY TO DIMENSIONS IN INCHES

FAIRVIEW MICROWAVE INC. ALLEN, TX 75013 WWW.FAIRVIEWMICROWAVE.COM		NOTES: 1. UNLESS OTHERWISE SPECIFIED ALL DIMENSIONS ARE NOMINAL. 2. ALL SPECIFICATIONS ARE SUBJECT TO CHANGE WITHOUT NOTICE AT ANY TIME. 3. DIMENSIONS ARE IN INCHES [mm].			
TITLE Zero Bias Detector With SMA Male to SMA Female and Negative Video Out Operating From 10 MHz to 26.5 GHz		DWG NO SMD0126		CAGE CODE 3FKR5	
CAD FILE	091616	SHEET	SCALE	N/A	SIZE A 2233