

SMA Adjustable Phase Trimmer With an Adjustable Phase of 15 Deg. Per GHz From DC to 18 GHz, Brass Body

Fairview Microwave's SMP8205 is a phase trimmer that has phase adjustment range of 15 degrees per GHz with a frequency range from DC to 18 GHz. With SMA male to SMA female connectors, this RF phase trimmer design is tried and true technology that offers exceptional RF performance characteristics that include a maximum VSWR of 1.4:1. Phase trimmers are part of Fairview Microwave's comprehensive RF passive product offerings which are available in stock and ready for same-day shipment.



Features:

- Phase Adjustment: 15 Deg/GHz
- Frequency Range from DC to 18 GHz
- SMA Connectorized Design
- Insertion Loss: 0.5 dB Max
- Max VSWR 1.4:1
- Max Power Rating: 80 Watts (CW)

Electrical Specifications (Values at +25° C, Sea Level)

Description	Min	Typ	Max	Units
Frequency Range	DC		18	GHz
Impedance		50		Ohms
Phase Adjustment		15		Deg/GHz
Input VSWR			1.4:1	
Output VSWR			1.4:1	
Insertion Loss			0.5	dB
Input Power, CW			80	dBm

Performance by Frequency

Description	F1	F2	F3	F4	F5	Units
Frequency Range	DC-6	6-12	12-18			GHz
VSWR, Max	1.15:1	1.25:1	1.4:1			

Mechanical Specifications

Size

Length	2.598 in [65.99 mm]
Width/Diameter	0.5 in [12.7 mm]
Height	0.5 in [12.7 mm]
Weight	0.08 lbs [36.29 g]
Body Material and Plating	Passivated Stainless Steel

Configuration

Input Connector	SMA Female
Input Connector Center Contact Material	Beryllium Copper
Input Connector Center Contact Plating	Gold
Output Connector	SMA Male
Output Connector Center Contact Material	Beryllium Copper
Output Connector Center Contact Plating	Gold

Applications:

- Test & Measurements
- Radar Development
- Military Communications Systems
- Phase Array Antenna System
- Satellite Communications

Fairview Microwave
 301 Leora Ln., Suite 100
 Lewisville, TX 75056
 Tel: 1-800-715-4396 / (972) 649-6678
 Fax: (972) 649-6689
www.fairviewmicrowave.com
sales@fairviewmicrowave.com

Environmental Specifications

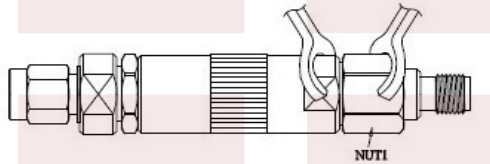
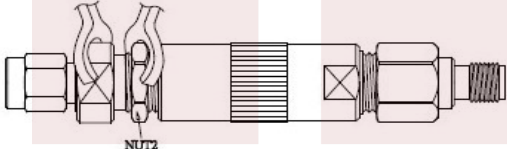
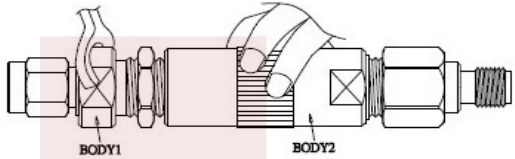
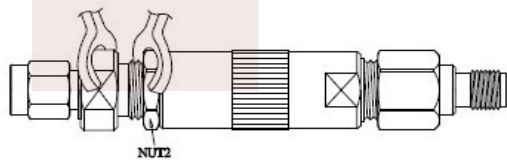
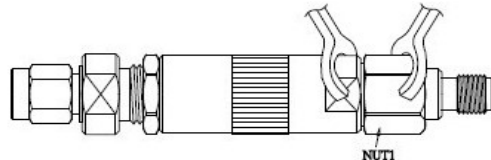
Compliance Certifications (see [product page](#) for current document)

Plotted and Other Data

Notes:

Sequence Diagram

Phase Trimmer Instructions

Diagram	Phase Trimmer Instructions
 <p style="text-align: center;">NUT1</p>	<p>Step 1: Loosen NUT1 before adjusting Phase. Use Spanner size 11mm.</p>
 <p style="text-align: center;">NUT2</p>	<p>Step 2: Loosen NUT2 before adjusting Phase. Use Spanner size 11mm.</p>
 <p style="text-align: center;">BODY1 BODY2</p>	<p>Step 3: Adjust to the required phase: Keep BODY1 in a fixed position and adjust phase by manually turning BODY2.</p>
 <p style="text-align: center;">NUT2</p>	<p>Step 4: Tighten NUT2 after adjusting phase. Use Spanner size 11mm.</p>
 <p style="text-align: center;">NUT1</p>	<p>Step 5: Tighten NUT1 after adjusting phase. Use Spanner size 11mm.</p> <p>Note: After tightening NUT1 the SMA Female should be fixed (and not rotate)</p>

SMA Adjustable Phase Trimmer With an Adjustable Phase of 15 Deg. Per GHz From DC to 18 GHz, Brass Body from Fairview Microwave is in-stock and available to ship same-day. All of our RF/microwave products are available off-the-shelf from our ISO 9001:2008 certified facilities in Lewisville, Texas. Fairview Microwave is RF on-demand.

For additional information on this product, please click the following link: [SMA Adjustable Phase Trimmer With an Adjustable Phase of 15 Deg. Per GHz From DC to 18 GHz, Brass Body SMP8205](#)

URL: <https://www.fairviewmicrowave.com/sma-adjustable-phase-trimmer-smp8205-p.aspx>

The information contained in this document is accurate to the best of our knowledge and representative of the part described herein. It may be necessary to make modifications to the part and/or the documentation of the part, in order to implement improvements. Fairview Microwave reserves the right to make such changes as required. Unless otherwise stated, all specifications are nominal. Fairview Microwave does not make any representation or warranty regarding the suitability of the part described herein for any particular purpose, and Fairview Microwave does not assume any liability arising out of the use of any part or documentation.



