

WR-12 to 1.0mm Female Waveguide to Coax Adapter UG-387/U Round Cover Flange With 60 GHz to 90 GHz Frequency Range For E Band

The SMW12AC001-VF is a waveguide to coaxial adapter operating in the E Band with a 60 to 90 GHz frequency range. This adapter offers a WR-12 waveguide interface size coupled with a precision tolerance UG-387/U Round Cover flange. The SMW12AC001-VF is constructed of aluminum and plated in gold to ensure durability and repeatable RF performance. The coaxial connector offered by this adapter uses a 1 mm Female Connector endorsed by the International Electrotechnical Commission (IEC).

Configuration

| | |
|----------------|----------------------|
| Waveguide Size | WR-12 |
| Flange | UG-387/U Round Cover |
| RF Connector | 1.0mm Female |
| Impedance | 50 Ohms |
| Body Geometry | Right Angle |

Electrical Specifications

| Description | Min | Typ | Max | Units |
|-----------------|-----|-----|--------|-------|
| Frequency Range | 60 | | 90 | GHz |
| VSWR | | | 1.67:1 | |
| Insertion Loss | | 1 | 1.5 | dB |

Mechanical Specifications

Size

| | |
|--------|---------------------|
| Length | 1.05 in [26.67 mm] |
| Width | 0.75 in [19.05 mm] |
| Height | 0.905 in [22.99 mm] |
| Weight | 0.03 lbs [13.61 g] |

RF Connector

| | |
|---------------------------|-----------------|
| Connector Type | 1.0mm Female |
| Body Material and Plating | Stainless Steel |

Waveguide Interface

| | |
|---------------------------|----------------|
| Waveguide Type | WR-12 |
| Flange Type | Round Cover |
| Flange Designation | UG-387/U |
| Body Material and Plating | Aluminum, Gold |
| Plating Specification | ASTMB488 |

Environmental Specifications

Temperature

| | |
|-----------------|------------------|
| Operating Range | -40 to +85 deg C |
|-----------------|------------------|

Compliance Certifications (see [product page](#) for current document)

Plotted and Other Data

Notes:

- Values at +25 °C, sea level unless stated otherwise

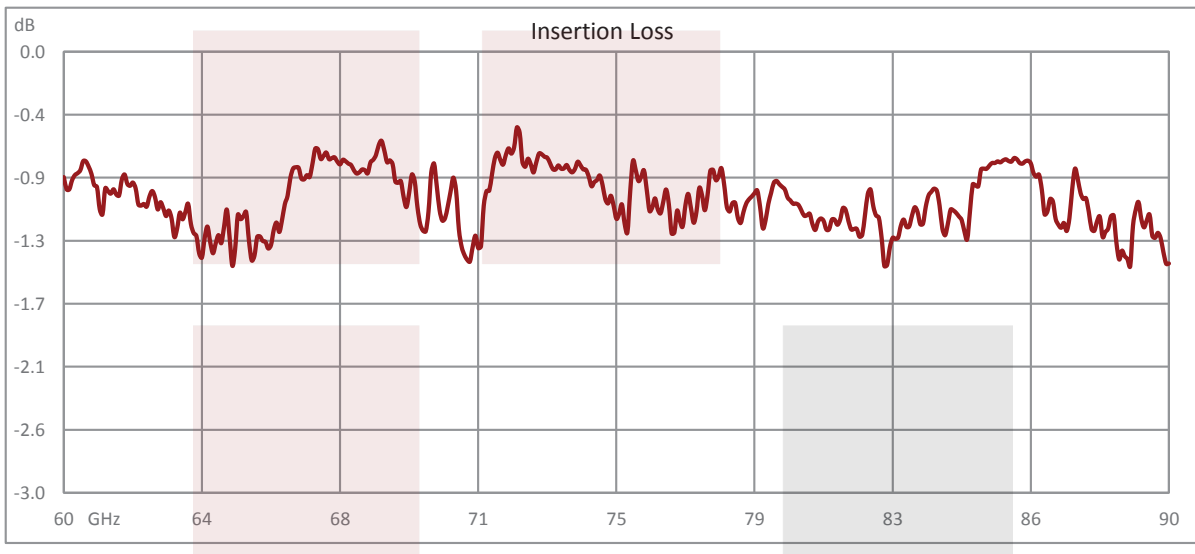
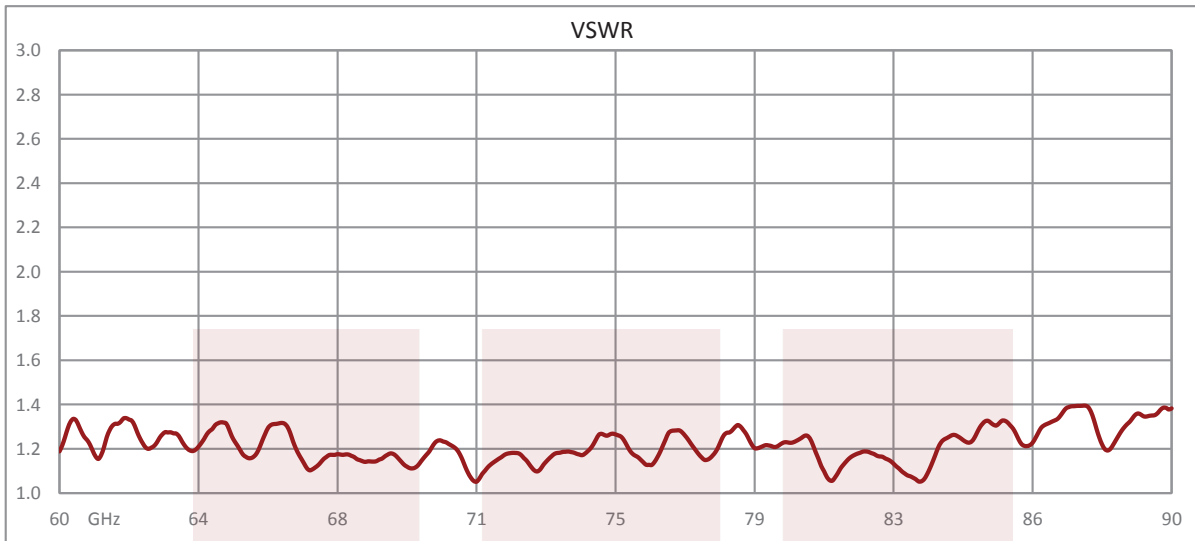


Features:

- E Band, 60 to 90 GHz Frequency Range
- WR-12 Waveguide
- UG-387/U Round Cover Flange
- 1.0 mm Female RF Interface
- Comprehensive waveguide offerings also include E-Bends, H-Bends, Sections, Filters, Terminations, Couplers, and more.

Fairview Microwave
 1130 Junction Dr. #100
 Allen, TX 75013
 Tel: 1-800-715-4396 / (972) 649-6678
 Fax: (972) 649-6689
www.fairviewmicrowave.com
sales@fairviewmicrowave.com

Typical Performance Data



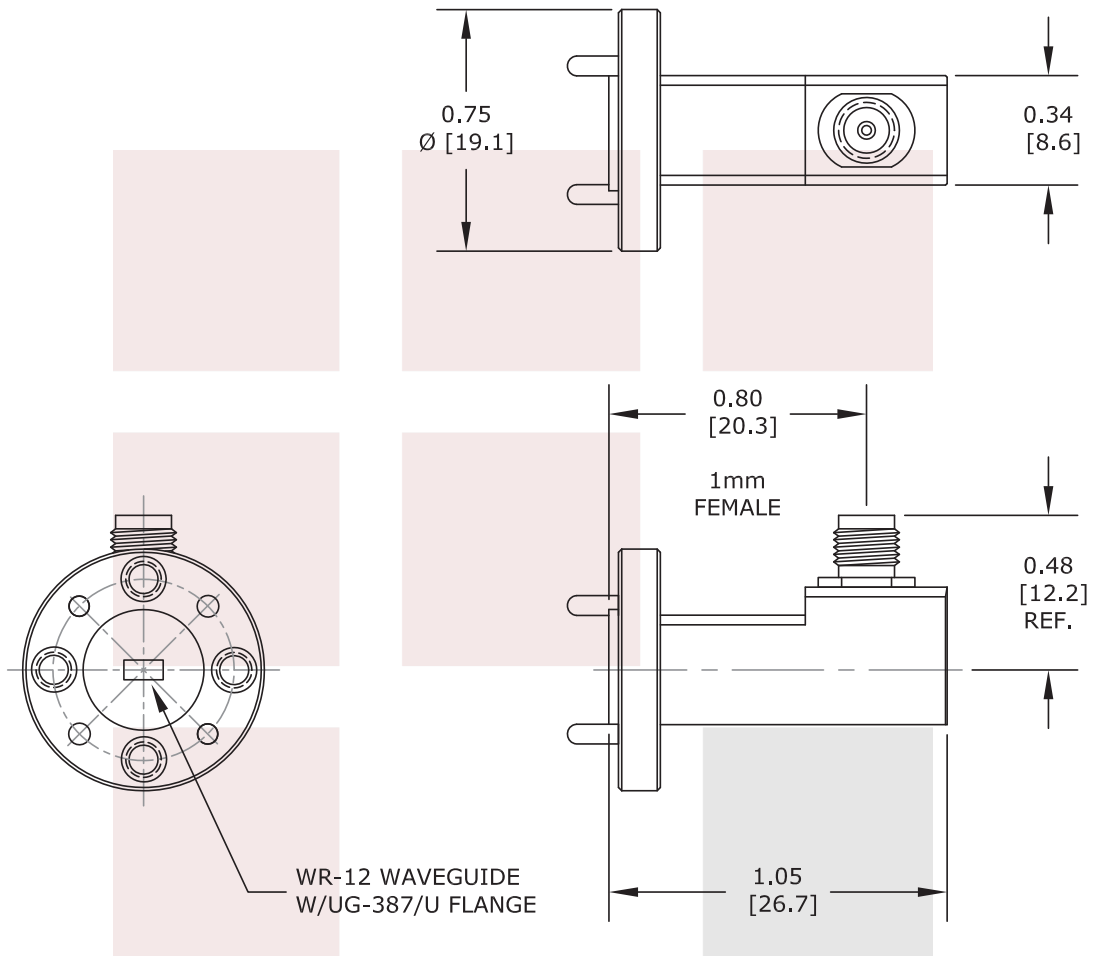
WR-12 to 1.0mm Female Waveguide to Coax Adapter UG-387/U Round Cover Flange With 60 GHz to 90 GHz Frequency Range For E Band from Fairview Microwave is in-stock and available to ship same-day. All of our RF/microwave products are available off-the-shelf from our ISO 9001:2008 certified facilities in Allen, Texas. Fairview Microwave is RF on-demand.

For additional information on this product, please click the following link: [WR-12 to 1.0mm Female Waveguide to Coax Adapter UG-387/U Round Cover Flange With 60 GHz to 90 GHz Frequency Range For E Band SMW12AC001-VF](#)

URL: <https://www.fairviewmicrowave.com/wr-12-1.0mm-female-waveguide-coax-adapter-ug387-round-90-ghz-smw12ac001-vf-p.aspx>

The information contained in this document is accurate to the best of our knowledge and representative of the part described herein. It may be necessary to make modifications to the part and/or the documentation of the part, in order to implement improvements. Fairview Microwave reserves the right to make such changes as required. Unless otherwise stated, all specifications are nominal. Fairview Microwave does not make any representation or warranty regarding the suitability of the part described herein for any particular purpose, and Fairview Microwave does not assume any liability arising out of the use of any part or documentation.





UNLESS OTHERWISE SPECIFIED:
 DIMENSIONS ARE IN: inches [mm]
 TOLERANCES ARE:
 DECIMALS ANGLES FRACTIONS
 .XX ±.01 ±1/2° ± 1/64
 [±.25] [± 127/320]
 .XXX ±.005
 [±.127]

* THESE DIMENSIONS AND TOLERANCES SUPERSEDE NOTE #1 ON TITLE BLOCK.

| | | | | | |
|---|--------|---|-------|--------------------|-------------|
| FAIRVIEW MICROWAVE INC. ALLEN, TX 75013 WWW.FAIRVIEWMICROWAVE.COM | | NOTES: 1. UNLESS OTHERWISE SPECIFIED ALL DIMENSIONS ARE NOMINAL. 2. ALL SPECIFICATIONS ARE SUBJECT TO CHANGE WITHOUT NOTICE AT ANY TIME. 3. DIMENSIONS ARE IN INCHES [mm]. | | | |
| TITLE WR-12 to 1.0mm Female Waveguide to Coax Adapter UG-387/U Round Cover Flange With 60 GHz to 90 GHz Frequency Range For E Band | | DWG NO SMW12AC001-VF | | CAGE CODE 3FKR5 | |
| CAD FILE | 010317 | SHEET | SCALE | N/A | SIZE A 2233 |