

WRD750D24 to SMA Female Waveguide to Coax Adapter Square Cover Standard with 7.5 GHz to 18 GHz X-Ku Band in Copper

The SMW7518DRS is a waveguide to coaxial adapter with a frequency range of 7.5 to 18 GHz, operating in the X-Ku band. This adapter offers a precision tolerance square cover flange and a WRD750D24 waveguide interface size. SMW7518DRS is constructed of copper to ensure durability and repeatable RF performance. The SMA female connector mates with commercially available 2.92mm and 3.5mm connectors. The package is REACH and RoHS compliant.

Configuration

Waveguide Size	WRD750D24
Flange	Square Cover
RF Connector	SMA Female
Impedance	50 Ohms
Body Geometry	Right Angle

Electrical Specifications

Description	Min	Typ	Max	Units
Frequency Range	7.5		18	GHz
VSWR			1.3:1	
Insertion Loss		1		dB

Mechanical Specifications

Size

Length	1.25 in [31.75 mm]
Width	1.38 in [35.05 mm]
Height	1.38 in [35.05 mm]
Weight	0.317 lbs [143.79 g]

RF Connector

Connector Type	SMA Female
Specification	30μ in. min.
Contact Material and Plating	Beryllium Copper, Gold
Body Material and Plating	Passivated Stainless Steel

Waveguide Interface

Waveguide Type	WRD750D24
Flange Type	Square Cover
Body Material and Plating	Copper

Environmental Specifications

Temperature

Operating Range	-55 to +120 deg C
-----------------	-------------------

Compliance Certifications (see [product page](#) for current document)

Plotted and Other Data

Notes:

- Values at +25 °C, sea level unless stated otherwise

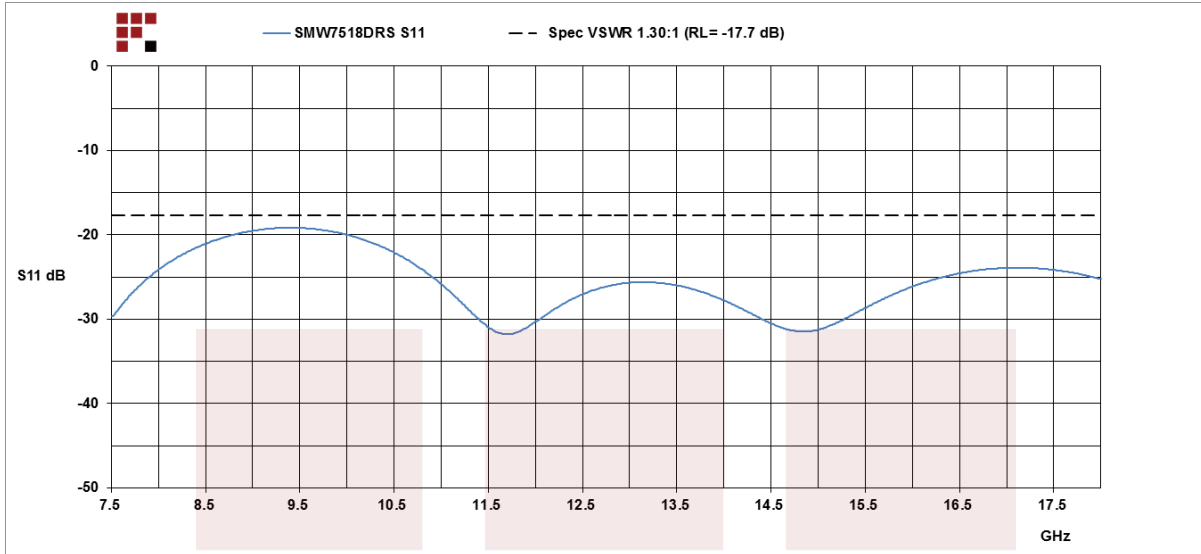


Features:

- X-Ku Band, 7.5 to 18 GHz Frequency Range
- WRD750D24 Waveguide Interface with Square Cover Flange
- SMA Female Coaxial Interface
- Comprehensive waveguide offerings also include E-Bends, H-Bends, Sections, Filters, Terminations, Couplers, and more.

Fairview Microwave
 301 Leora Ln., Suite 100
 Lewisville, TX 75056
 Tel: 1-800-715-4396 / (972) 649-6678
 Fax: (972) 649-6689
www.fairviewmicrowave.com
sales@fairviewmicrowave.com

Typical Performance Data

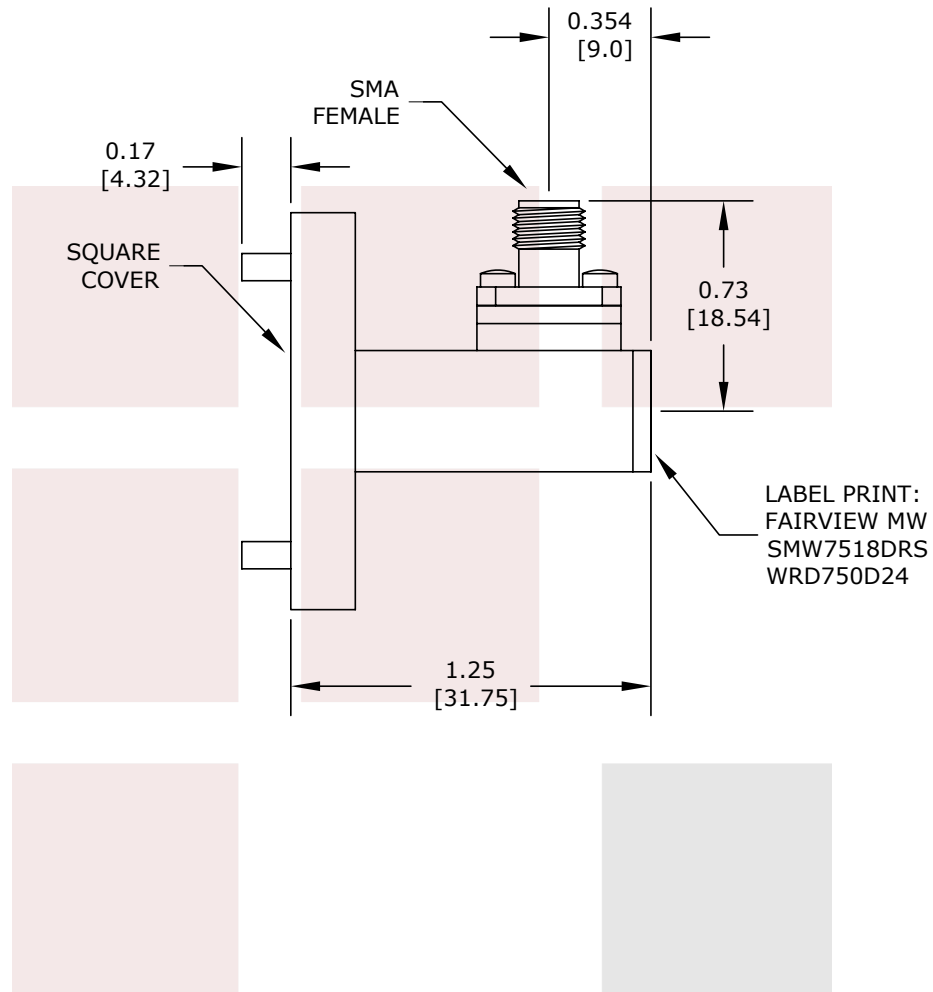


WRD750D24 to SMA Female Waveguide to Coax Adapter Square Cover Standard with 7.5 GHz to 18 GHz X-Ku Band in Copper from Fairview Microwave is in-stock and available to ship same-day. All of our RF/microwave products are available off-the-shelf from our ISO 9001:2008 certified facilities in Lewisville, Texas. Fairview Microwave is RF on-demand.

For additional information on this product, please click the following link: [WRD750D24 to SMA Female Waveguide to Coax Adapter Square Cover Standard with 7.5 GHz to 18 GHz X-Ku Band in Copper SMW7518DRS](https://www.fairviewmicrowave.com/wrd750d24-sma-female-waveguide-coax-adapter-7.5-18-ghz-smw-7518drs)

URL: <https://www.fairviewmicrowave.com/wrd750d24-sma-female-connector-waveguide-coax-adapter-7.5-18-ghz-smw-7518drs-p.aspx>

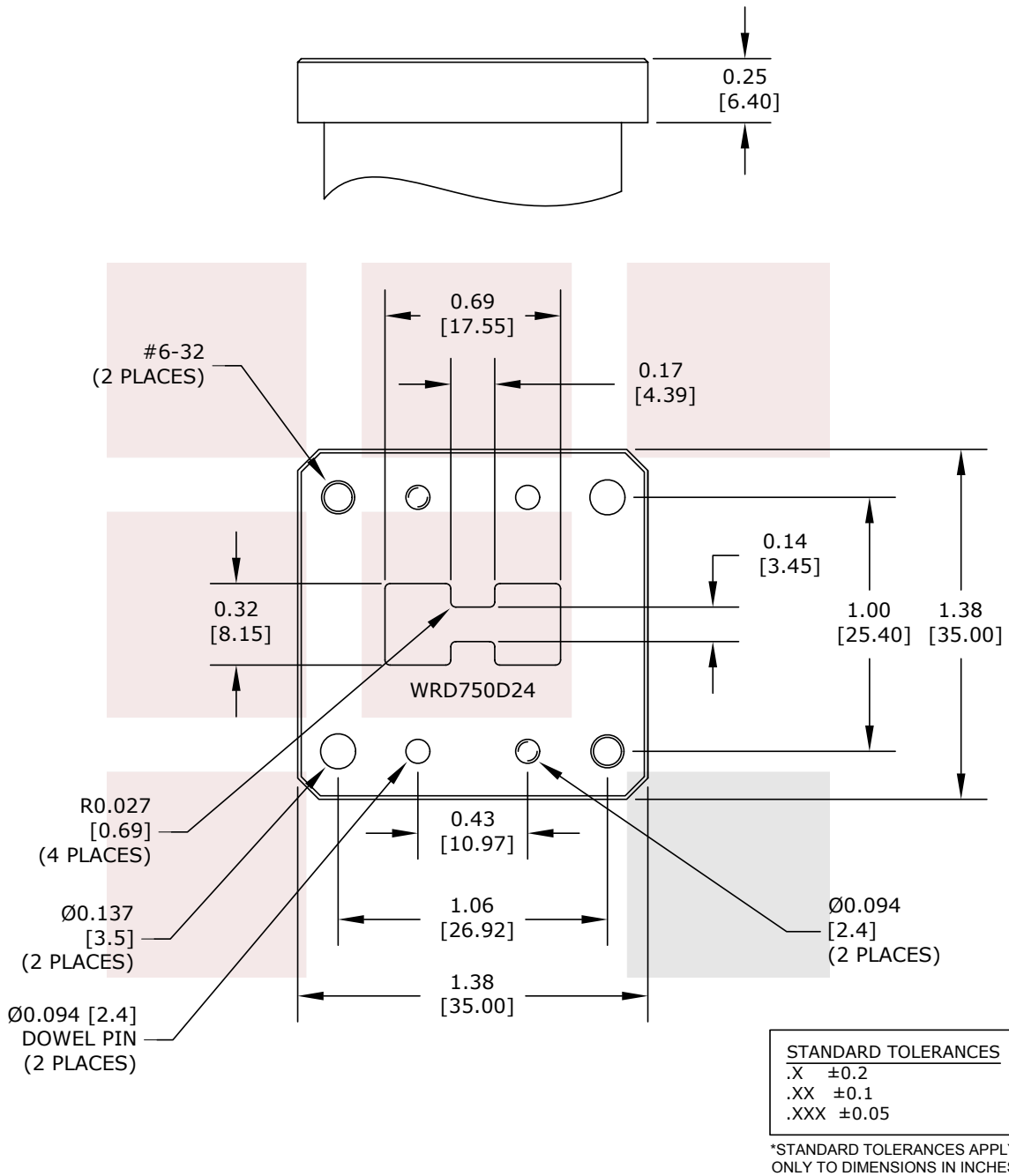
The information contained in this document is accurate to the best of our knowledge and representative of the part described herein. It may be necessary to make modifications to the part and/or the documentation of the part, in order to implement improvements. Fairview Microwave reserves the right to make such changes as required. Unless otherwise stated, all specifications are nominal. Fairview Microwave does not make any representation or warranty regarding the suitability of the part described herein for any particular purpose, and Fairview Microwave does not assume any liability arising out of the use of any part or documentation.



STANDARD TOLERANCES	
.X	±0.2
.XX	±0.1
.XXX	±0.05

*STANDARD TOLERANCES APPLY ONLY TO DIMENSIONS IN INCHES

FAIRVIEW MICROWAVE INC. ALLEN, TX 75013 WWW.FAIRVIEWMICROWAVE.COM		NOTES: 1. UNLESS OTHERWISE SPECIFIED ALL DIMENSIONS ARE NOMINAL. 2. ALL SPECIFICATIONS ARE SUBJECT TO CHANGE WITHOUT NOTICE AT ANY TIME. 3. DIMENSIONS ARE IN INCHES [mm].			
TITLE WRD750D24 to SMA Female Waveguide to Coax Adapter Square Cover Standard with 7.5 GHz to 18 GHz X-Ku Band in Copper		DWG NO SMW7518DRS		CAGE CODE 3FKR5	
CAD FILE	041316	SHEET	SCALE	N/A	SIZE A 3045



FAIRVIEW MICROWAVE INC.
ALLEN, TX 75013 WWW.FAIRVIEWMICROWAVE.COM

NOTES:
1. UNLESS OTHERWISE SPECIFIED ALL DIMENSIONS ARE NOMINAL.
2. ALL SPECIFICATIONS ARE SUBJECT TO CHANGE WITHOUT NOTICE AT ANY TIME.
3. DIMENSIONS ARE IN INCHES [mm].

TITLE WRD750D24 to SMA Female Waveguide to Coax Adapter Square Cover Standard with 7.5 GHz to 18 GHz X-Ku Band in Copper		DWG NO SMW7518DRS		CAGE CODE 3FKR5	
CAD FILE	071816	SHEET	SCALE	N/A	SIZE A 3045