

**RF Load 2 Watts To 7.5 GHz Tri-Metal Plated Brass
 7/16 DIN Female**

RF termination (also called RF load or dummy load) ST0643 from Fairview Microwave operates from DC to 7.5 GHz and handles up to 2 Watts (CW). This 7/16 DIN termination (or load) has a female gender. ST0643 7/16 DIN load termination offers 1.3:1 max VSWR.

RF terminations / loads are critical passive components in many RF, microwave and millimeter wave systems where signal reflection from unused ports can reduce the signal integrity and can potentially damage the device. By terminating an unused port with a matched load (dummy load), the incident energy will be absorbed with minimal reflection. These radio frequency termination components are commonly used to terminate devices such as couplers, circulators, and switches. Loads / terminations are also widely used in measurement systems to ensure accurate results. Fairview offers a large selection of in-stock RF, microwave and millimeter wave terminations up to 65 GHz with great performance over the entire operating range and with power handling capabilities up to 800 Watts (CW).



Features:

- DC to 7.5 GHz Frequency Range
- VSWR 1.3:1 Max
- Max Power 2 Watts (CW)
- 7/16 DIN Female Coaxial Interface

Applications:

- Wireless
- SatCom
- Radar Systems
- Test and Measurement
- Commercial and Military Communication

Electrical Specifications

Description	Min	Typ	Max	Units
Frequency Range	DC		7.5	GHz
Impedance		50		Ohms
VSWR			1.3:1	
Input Power (CW)			2	Watts

Performance by Frequency

Description	F1	F2	F3	F4	F5	Units
Frequency Range	DC - 4	4 - 7.5				GHz
VSWR, Max	1.15:1	1.3:1				

Mechanical Specifications

Size

Length	1.6 in [40.64 mm]
Width	1.06 in [26.92 mm]
Weight	0.2187 lbs [99.2 g]

Configuration

Connector	7/16 DIN Female
Connector Specification	IEC 169-4
Durability	500 Cycles

Fairview Microwave
 1130 Junction Dr. #100
 Allen, TX 75013
 Tel: 1-800-715-4396 / (972) 649-6678
 Fax: (972) 649-6689
www.fairviewmicrowave.com
sales@fairviewmicrowave.com

Material Specifications

Description	Material	Plating
Connector 1 Contact	Brass	Silver
Insulation	PTFE	
Body	Brass	Tri-Metal
Housing	Brass	Tri-Metal

Environmental Specifications
Temperature

Operating Range

-45 to +125 deg C

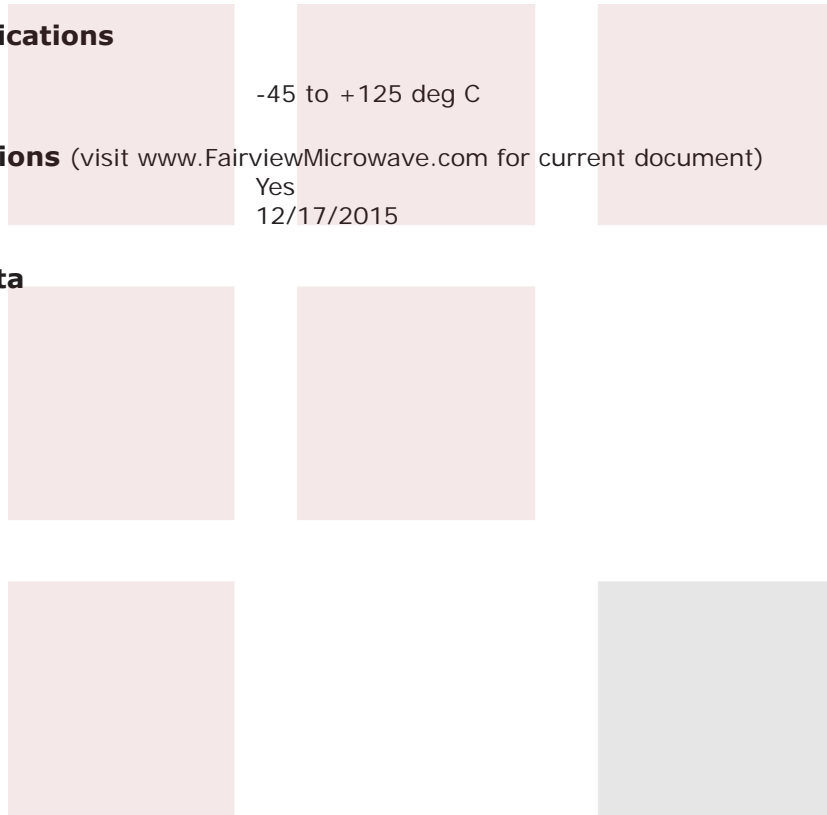
Compliance Certifications (visit www.FairviewMicrowave.com for current document)

RoHS Compliant
 REACH Compliant

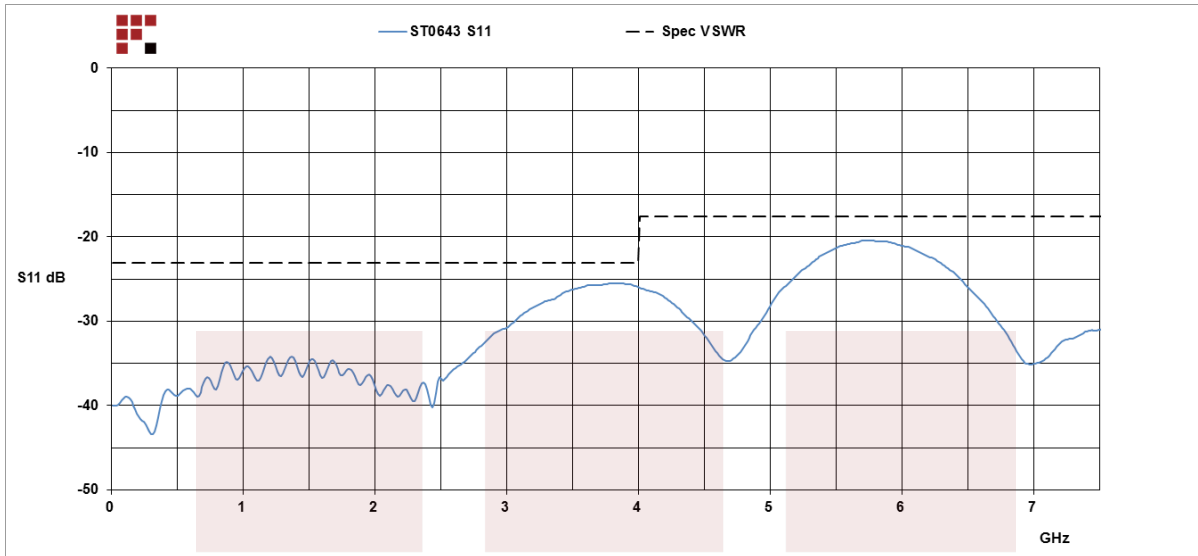
Yes
 12/17/2015

Plotted and Other Data

Notes:



Typical Performance Data

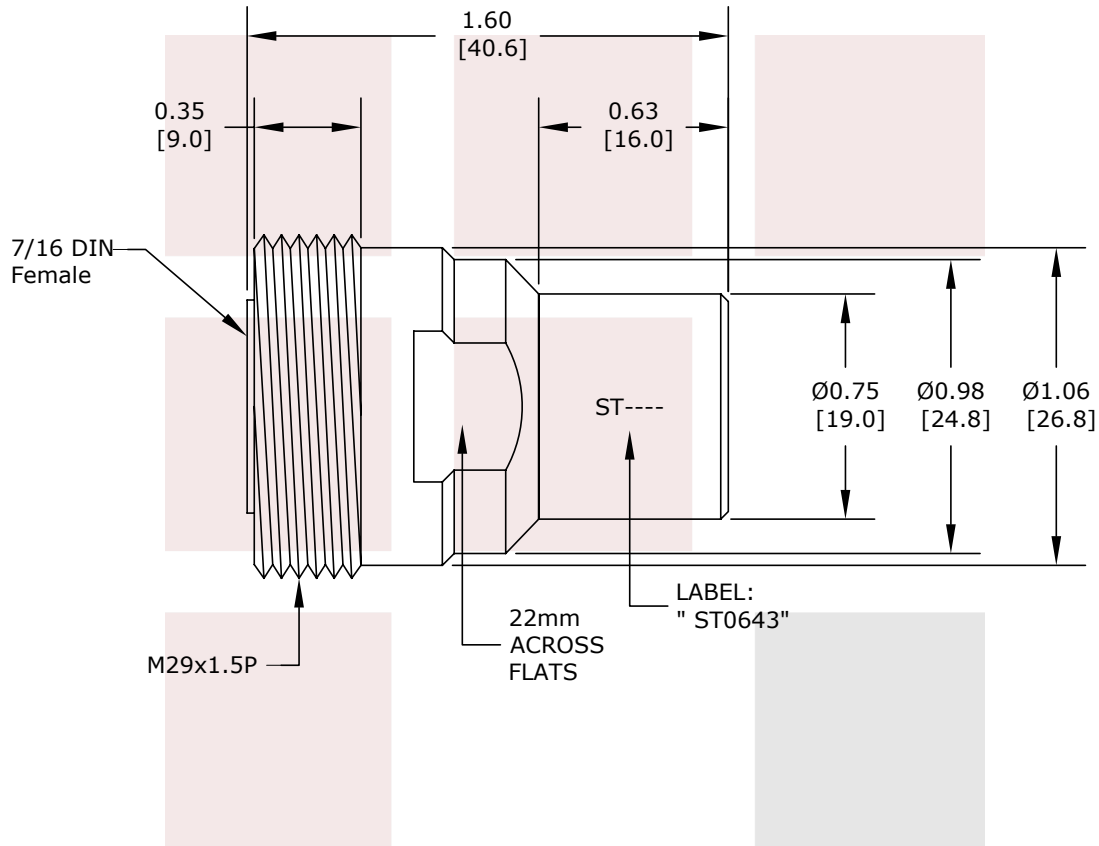


RF Load 2 Watts To 7.5 GHz Tri-Metal Plated Brass 7/16 DIN Female from Fairview Microwave is in-stock and available to ship same-day. All of our RF/microwave products are available off-the-shelf from our ISO 9001:2008 certified facilities in Allen, Texas. Fairview Microwave is RF on-demand.

For additional information on this product, please click the following link: [RF Load 2 Watts To 7.5 GHz Tri-Metal Plated Brass 7/16 DIN Female ST0643](#)

URL: <https://www.fairviewmicrowave.com/rf-load-2-watts-7.5-ghz-7-16-female-st0643-p.aspx>

The information contained in this document is accurate to the best of our knowledge and representative of the part described herein. It may be necessary to make modifications to the part and/or the documentation of the part, in order to implement improvements. Fairview Microwave reserves the right to make such changes as required. Unless otherwise stated, all specifications are nominal. Fairview Microwave does not make any representation or warranty regarding the suitability of the part described herein for any particular purpose, and Fairview Microwave does not assume any liability arising out of the use of any part or documentation.



STANDARD TOLERANCES	
DECIMAL	
.XX	±0.20
.XXX	±0.10

*STANDARD TOLERANCES APPLY ONLY TO DIMENSIONS IN INCHES

FAIRVIEW MICROWAVE INC. ALLEN, TX 75013 WWW.FAIRVIEWMICROWAVE.COM		NOTES: 1. UNLESS OTHERWISE SPECIFIED ALL DIMENSIONS ARE NOMINAL. 2. ALL SPECIFICATIONS ARE SUBJECT TO CHANGE WITHOUT NOTICE AT ANY TIME. 3. DIMENSIONS ARE IN INCHES [mm].			
TITLE RF Load 2 Watts To 7.5 GHz Tri-Metal Plated Brass 7/16 DIN Female		DWG NO ST0643		CAGE CODE 3FKR5	
CAD FILE	041316	SHEET	SCALE	N/A	SIZE A 3045