

WR-42 Waveguide Termination 2 Watts With a 18 GHz to 26.5 GHz Frequency Range

Configuration

Connector WR-42 Sexless
 Mount Method 4 Hole Flange

Electrical Specifications

Frequency Range 18 to 26.5 GHz
 Impedance 50 Ohms
 Maximum VSWR 1.05:1
 Maximum Input Power 2 Watts
 Peak Power 500 Watts

Mechanical Specifications

Size

Length 2.79 in [70.87 mm]
 Width/Dia. 0.88 in [22.35 mm]
 Height 0.88 in [22.35 mm]
 Weight 0.12566 lbs [57 g]

Connector

Type WR-42 Sexless
 Outer Conductor Material and Plating Copper, Copper Clad Aluminum
 Body Material and Plating Copper

Compliance Certifications (visit www.FairviewMicrowave.com for current document)

RoHS Compliant Yes

Plotted and Other Data


Notes:
 • Values at 25 °C, sea level

WR-42 Waveguide Termination 2 Watts With a 18 GHz to 26.5 GHz Frequency Range from Fairview Microwave is in-stock and available to ship same-day. All of our RF/microwave products are available off-the-shelf from our ISO 9001:2008 certified facilities in Allen, Texas. Fairview Microwave is RF on-demand.

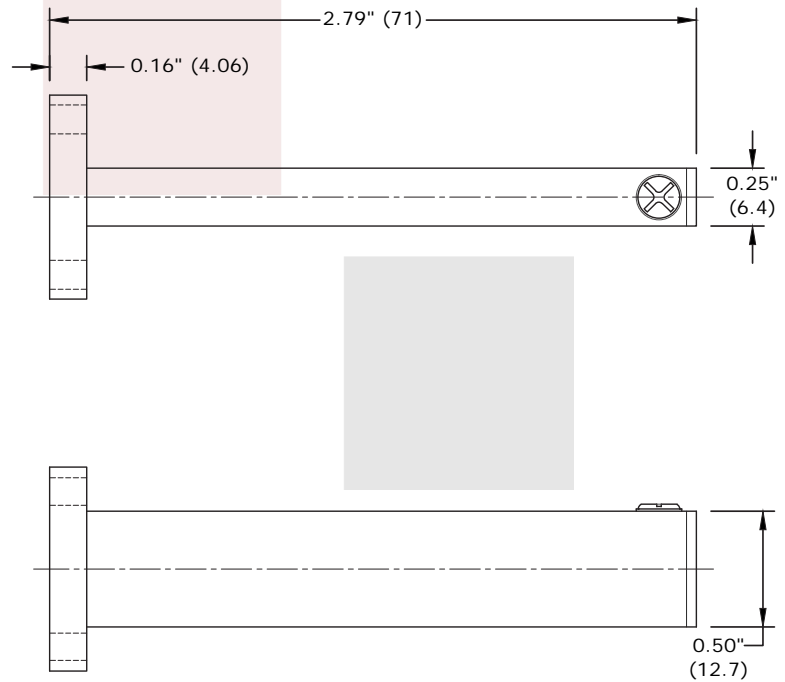
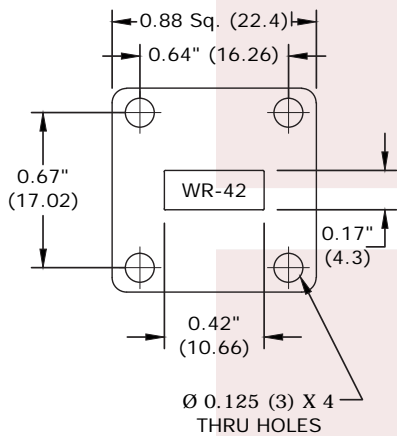
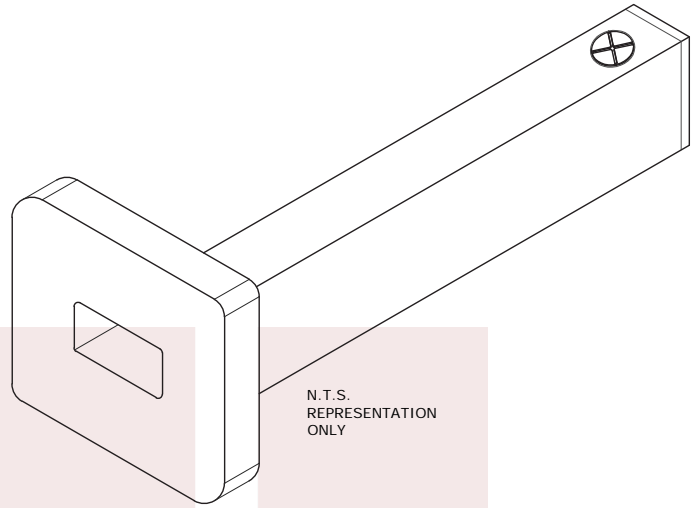
For additional information on this product, please click the following link: [WR-42 Waveguide Termination 2 Watts With a 18 GHz to 26.5 GHz Frequency Range STWR42](#)

URL: <http://www.fairviewmicrowave.com/wr-42-waveguide-termination-2-watts-18-26.5-ghz-stwr42-p.aspx>

The information contained in this document is accurate to the best of our knowledge and representative of the part described herein. It may be necessary to make modifications to the part and/or the documentation of the part, in order to implement improvements. Fairview Microwave reserves the right to make such changes as required. Unless otherwise stated, all specifications are nominal. Fairview Microwave does not make any representation or warranty regarding the suitability of the part described herein for any particular purpose, and Fairview Microwave does not assume any liability arising out of the use of any part or documentation.



Fairview Microwave
 1130 Junction Dr. #100
 Allen, TX 75013
 Tel: 1-800-715-4396 / (972) 649-6678
 Fax: (972) 649-6689
www.fairviewmicrowave.com
sales@fairviewmicrowave.com



| | | | | | |
|--|--------|---|-------|---------------------------|-------------|
| FAIRVIEW MICROWAVE INC. ALLEN, TX 75013 WWW.FAIRVIEWMICROWAVE.COM | | NOTES: 1. UNLESS OTHERWISE SPECIFIED ALL DIMENSIONS ARE NOMINAL. 2. ALL SPECIFICATIONS ARE SUBJECT TO CHANGE WITHOUT NOTICE AT ANY TIME. 3. DIMENSIONS ARE IN INCHES [mm]. | | | |
| TITLE WR-42 Waveguide Termination 2 Watts With a 18 GHz to 26.5 GHz Frequency Range | | DWG NO STWR42 | | CAGE CODE 3FKR5 | |
| CAD FILE | 011415 | SHEET | SCALE | N/A | SIZE A 5568 |