


TCOM-240-FR Low PIM Flexible Coax Cable Black FRPE Jacket Fire Rated



TCOM-240-FR-BULK

Configuration

- Low PIM, Fire Rated Flexible Cable
- 3 Shield(s)

Features

- Lightweight and Extremely Flexible
- PIM < -155 dBc
- RF Shielding >100 dB
- Low Loss Dielectric 84% VoP
- Fire Rated Jacket
- Non-Halogen (Non-Toxic)

Applications

- Wireless Base Station Interconnect
- Distributed Antenna Systems (DAS)
- Antenna Jumpers
- UL/NEC & CSA rating of 'CMR' and 'FT4'
- Low Smoke Requirements
- Small Cell
- Indoor-Riser CMR

Description

TCOM-240 low PIM coax cable from Fairview Microwave is only one of many radio frequency coaxial cable types specifically stocked to be ready for same business day shipment. Fairview Microwave's TCOM-240-FR-BULK coax cable is manufactured in a flexible design and has a 50 Ohm impedance. This flexible 50 Ohm coax cable is constructed with a polyethylene jacket of 0.240 inch diameter. The maximum passive intermodulation of this low PIM cable is -155 dBc.

Fairview Microwave's TCOM-240-FR-BULK flexible coax cable with a polyethylene jacket is rated for a 18 GHz maximum operating frequency. This 50 Ohm flexible coax cable is built with a shield count of 3. Our low PIM RF coaxial cable has a solid conductor made of copper. The black-colored coax RF cable has a typical insertion loss/attenuation of 3, 5.3, 7.5, 12, 19, 28, and 40 dB/100ft at frequencies of 150 MHz, 450 MHz, 900 MHz, 2000 MHz, 5000 MHz, 10000 MHz, and 18000 MHz respectively.


The TCOM-240 coax cable with foam polyethylene dielectric can operate at temperatures ranging from -40 to +85 deg C. Additional specifications for this TCOM-240-FR-BULK RF coaxial cable are on our downloadable PDF datasheet above. Our low PIM coaxial cable has a dielectric withstanding voltage of 1500 Vdc. This low PIM RF cable has a one time minimum bend radius of 0.75 inches and a repeat minimum bend radius of 2.5 inches. Our flexible 50 Ohm coax cable has a peak power rating of 5600 watts.

TCOM-240 low PIM RF cable is part of more than one million RF, microwave, and millimeter wave parts in stock at Fairview Microwave. This TCOM-240 coax cable is ready to buy and can be shipped worldwide. Fairview Microwave also maintains a wide selection of other radio frequency and coaxial cable types that ship the same business day from our warehouse in the United States, as with the rest of our other RF/microwave and millimeter wave components.

Electrical Specifications

Description	Minimum	Typical	Maximum	Units
Frequency Range	DC		18	GHz
Impedance		50		Ohms
Velocity of Propagation		84		%
Time Delay		1.21 [3.97]		ns/ft [ns/m]
Shielding Effectiveness	100			dB

TCOM-240-FR Low PIM Flexible Coax
Cable Black FRPE Jacket Fire Rated



TCOM-240-FR-BULK

Electrical Specifications

Description	Minimum	Typical	Maximum	Units
Passive Intermodulation			-155	dBc
Dielectric Withstanding Voltage (DC)			1,500	Vdc
Jacket Spark			5,000	Vrms
Inner Conductor DC Resistance			3.2	Ohms/1000ft
Outer Conductor DC Resistance			2.06	Ohms/1000ft
Nominal Capacitance		24.2 [79.4]		pF/ft [pF/m]
Nominal Inductance		0.06 [0.2]		uH/ft [uH/m]
Input Power (Peak)			5.6	kWatts

Performance by Frequency Band

Description	F1	F2	F3	F4	F5	Units
Frequency	0.15	0.45	0.9	2	5	GHz
Attenuation, Typ	3	5.3	7.5	12	19	dB/100ft dB/100m
	9.84	17.39	24.61	39.37	62.34	

Description	F6	F7	F8	F9	F10	Units
Frequency	10	18				GHz
Attenuation, Typ	28	40				dB/100ft dB/100m
	91.86	131.23				


Mechanical Specifications

Diameter	0.24 in [6.1 mm]
Weight	0.045 lbs/ft [0.07 kg/m]
Min. Bend Radius (Installation)	0.75 in [19.05 mm]
Min. Bend Radius (Repeated)	2.5 in [63.5 mm]
Bending Moment	0.25 lbs-ft [0.34 N-m]
Tensile Strength	80 lbs [36.29 kg]
Flat Plate Crush	20 lbs/in [0.36 kg/mm]

Construction Specifications

Description	Material and Plating	Diameter
Inner Conductor	Copper, 1 Strand	0.056 in [1.42 mm]
Conductor Type	Solid	
Dielectric	PE (F)	0.15 in [3.81 mm]
First Shield	Silver Plated Copper Braid	0.16 in [4.06 mm]
Second Shield	Tinned Copper Braid	0.188 in [4.78 mm]

TCOM-240-FR Low PIM Flexible Coax
Cable Black FRPE Jacket Fire Rated



TCOM-240-FR-BULK

Construction Specifications

Description	Material and Plating	Diameter
Jacket	FRPE, Black	0.24 in [6.1 mm]

Environmental Specifications

Temperature

Operating Range	-40 to +85 deg C
Installation Range	-40 to +85 deg C
Storage Range	-70 to +85 deg C

Compliance Certifications (see [product page](#) for current document)

Plotted and Other Data

Notes:

TCOM-240-FR Low PIM Flexible Coax Cable Black FRPE Jacket Fire Rated from Fairview Microwave is in-stock and available to ship same-day. All of our RF/microwave products are available off-the-shelf from our ISO 9001:2008 certified facilities in Lewisville, Texas. Fairview Microwave is RF on-demand.

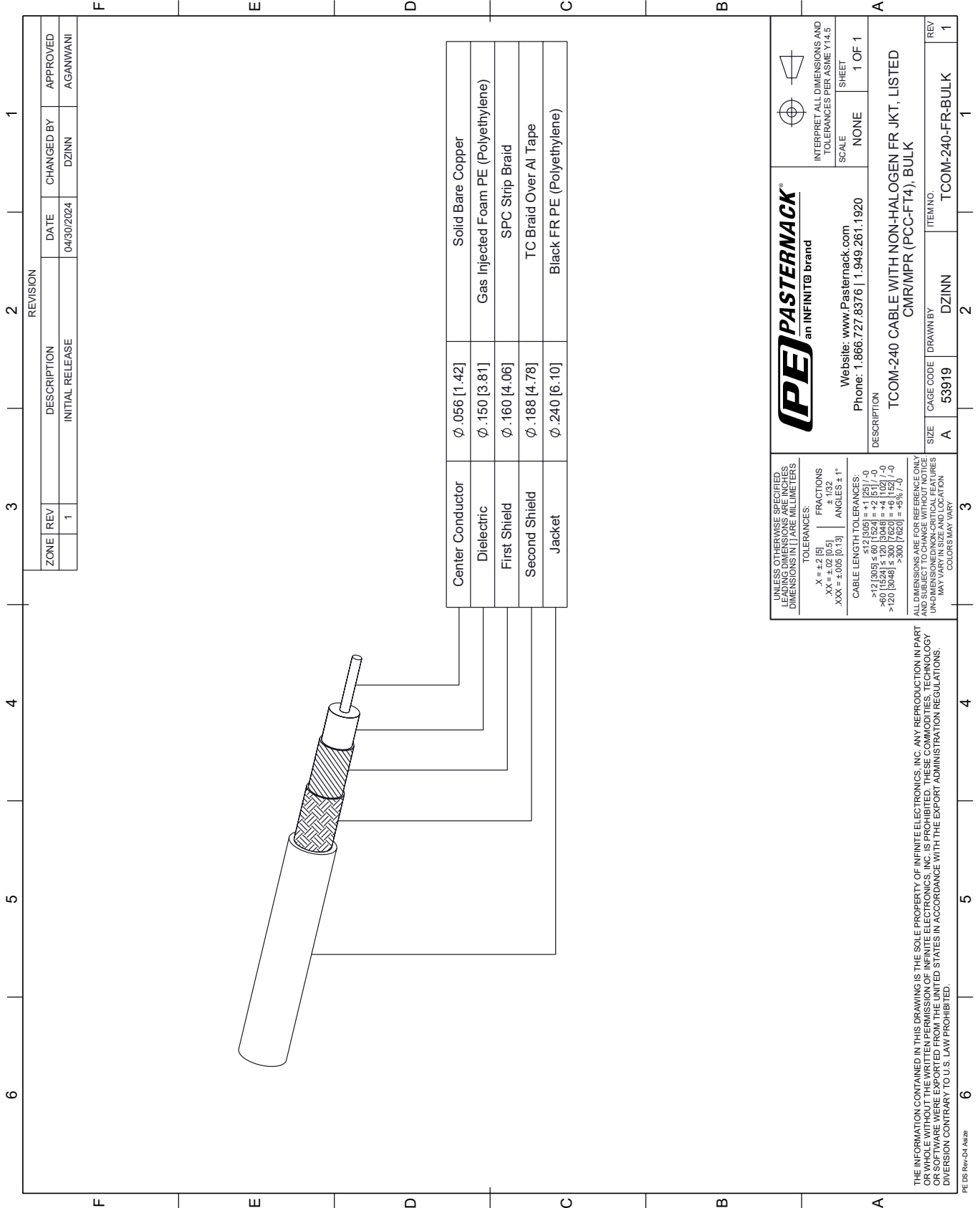
For additional information on this product, please click the following link: [TCOM-240-FR Low PIM Flexible Coax Cable Black FRPE Jacket Fire Rated TCOM-240-FR-BULK](#)

URL: <https://www.fairviewmicrowave.com/invalid-alias-low-pim-flexible-coax-cable-frpe-jacket-tcom-240-fr-bulk-p.aspx>

The information contained within this document is accurate to the best of our knowledge and representative of the part described herein. It may be necessary to make modifications to the part and/or the documentation of the part in order to implement improvements. Fairview Microwave reserves the right to make such changes as required. Unless otherwise stated, all specifications are nominal. Fairview Microwave does not make any representation or warranty regarding the suitability of the part described herein for any particular purpose, and Fairview Microwave does not assume liability arising out of the use of any part or document.

TCOM-240-FR-BULK CAD Drawing

TCOM-240-FR Low PIM Flexible Coax Cable Black FRPE Jacket Fire Rated



ZONE		REV	DESCRIPTION	DATE	CHANGED BY	APPROVED
		1	INITIAL RELEASE	04/30/2024	DZINN	AGANWANI

Center Conductor	Ø .056 [1.42]	Solid Bare Copper
Dielectric	Ø .150 [3.81]	Gas Injected Foam PE (Polyethylene)
First Shield	Ø .160 [4.06]	SPC Strip Braid
Second Shield	Ø .188 [4.78]	TC Braid Over Al Tape
Jacket	Ø .240 [6.10]	Black FR PE (Polyethylene)

(PE) PASTERNAK®
an INFINIT® brand

Website: www.Pasternack.com
Phone: 1.866.727.8376 | 1.949.261.1920

INTERPRET ALL DIMENSIONS AND TOLERANCES PER ASME Y14.5

SCALE: NONE
SHEET: 1 OF 1

UNLESS OTHERWISE SPECIFIED, LEADING DIMENSIONS ARE IN INCHES AND DIMENSIONS IN [] ARE MILLIMETERS

TOLERANCES:
 .X = ±.2 [5] FRACTIONS ± 1/32
 .XX = ±.02 [0.5] ANGLES ± 1°
 .XXX = ±.005 [0.13]

CABLE LENGTH TOLERANCES:
 <12 [305] ≤ 60 [1524] = ±1 [25] / -0
 >60 [1524] ≤ 120 [3048] = ±4 [102] / -0
 >120 [3048] ≤ 300 [7620] = ±5% / -0

ALL DIMENSIONS ARE FOR REFERENCE ONLY. UNDIMENSIONED/NON-CRITICAL FEATURES MAY VARY IN SIZE AND LOCATION. COLORS MAY VARY.

THE INFORMATION CONTAINED IN THIS DRAWING IS THE SOLE PROPERTY OF INFINITE ELECTRONICS, INC. ANY REPRODUCTION IN PART OR WHOLE WITHOUT THE WRITTEN PERMISSION OF INFINITE ELECTRONICS, INC. IS PROHIBITED. THESE COMMODITIES, TECHNOLOGY OR SERVICES ARE EXPORTED FROM THE UNITED STATES IN ACCORDANCE WITH THE EXPORT ADMINISTRATION REGULATIONS. DIVERSION CONTRARY TO U.S. LAW PROHIBITED.

PE DS Rev-04 Add2

DESCRIPTION	SIZE	CAGE CODE	DRAWN BY	ITEM NO.	REV
TCOM-240 CABLE WITH NON-HALOGEN FR JKT, LISTED CMR/MPR (PCC-FT4), BULK	A	53919	DZINN	TCOM-240-FR-BULK	1