

## 40 dB Gain High Power GaN Amplifier at 10 Watt Psat Operating from 6 GHz to 18 GHz with SMA



### FMAM5123

#### Features

- GaN High Power Amplifier Design
- 6000 MHz to 18000 MHz Frequency Range
- Psat 10 Watts typ
- Gain: 40 dB typ
- Gain Flatness +/- 2 dB
- Spurious Suppression -60 dBc
- DC Bias +28VDC @ 3A Current
- Max RF input Power +10 dBm
- Enable with TTL Logic Control
- Current Sense and Temperature Sense features
- 50 Ohms Input and Output Matched
- Instantaneous Broadband
- Built-In control and protection circuits
- Class AB
- SMA Female Input/Output Connectors
- D-Sub Control Connector with Mating Female Connector
- Operational Temperature -20°C to +60°C
- Optional Heatsink Available: Model FMAMG5060F

#### Applications

- Military Radio
- Communication Systems
- Multioctave High Gain Power Amplifier
- Band Specific High Power Linear Applications in C/X/Ku Frequency bands
- Test and Measurement

#### Description

The FMAM5123 is a high power amplifier that operates from 6000 MHz to 18000 MHz and generates 10 watts of saturated output power. The module utilizes GaN and chip-and-wire technology in the manufacturing process that ensures state-of-the-art power performance with excellent power-to-volume ratio that's ideal for jamming, EMC, and test and measurement applications. This Class AB amplifier is designed for a 50 ohm input/output impedance and offers high efficiency and high linearity, operating over a wide dynamic range with impressive typical performance that includes 40 dB of gain, -60 dBc spurious suppression, and -20 dBc harmonics at 5W. The design has input RF power handling capability up to +10 dBm max without damage, and can handle a load VSWR at Pout of 5W of 3.0:1 for all load phase and amplitude conditions under continuous operation. Typical DC bias requirements include +28V and 3A of current at 10W. The module uses an SMA female connectors at the RF input and output ports. The DC interface incorporates a D-Sub 9 pin male connector for DC bias, Enable with TTL logic control, Current sense, and Temperature sense functions. A mating D-Sub socket connector is included. The rugged amplifier design operates over a wide temperature range from -20°C to +60°C, and can withstand relative humidity exposure up to 95% maximum. An available heatsink with cooling fan (model FMAMG5060F) is recommended to maintain an optimum baseplate temperature during operation.

#### Electrical Specifications (TA = +25°C, DC Voltage = +28Volts, DC Current = 3A)

Description	Min	Typ	Max	Unit
Frequency Range	6		18	GHz
Small Signal Gain		40		dB
Gain Flatness @ PSAT		±2		dB
Pout at Sat.		+40		dBm
Efficiency (PAE)		10		%
Harmonics @5 Watts		-20		dBc
Spurious @5 Watts		-60	-55	dBc
Impedance (Input)		50		Ohms
Impedance (Output)		50		Ohms
Input Return Loss			-10	dB
Operating DC Voltage	+26	+28	+30	Volts
Operating DC Current *		3		A

40 dB Gain High Power GaN Amplifier at 10 Watt  
Psat Operating from 6 GHz to 18 GHz with SMA



**FMAM5123**

**Electrical Specifications** (TA = +25°C, DC Voltage = +28Volts, DC Current = 3A)

Description	Min	Typ	Max	Unit
OFF/ON Switch Time ** (10% to 90%)		2	5	μs
Operating Temperature Range	-20		+60	°C

\*@Pout=10W

\*\*@ 1 kHz TTL

Electrical Specification Notes:

Allow for 20% Increased DC Current during initial power-up stage

**Absolute Maximum Rating**

Parameter	Rating
Input RF drive level without damage	+10 dBm (Max)
Load VSWR @ POUT=30W	∞ @ all load phase & amplitude for duration of 1 minute; 3:1 @ all load phase & amplitude continuous
Over Temperature	85°C @ heatsink [restored @ 60°C]



ESD Sensitive Material, Transport material in Approved ESD bags. Handle only in approved ESD Workstation.

**Mechanical Specifications**

**Size**

Length	5.9 in [149.86 mm]
Width	3.54 in [89.92 mm]
Height	0.98 in [24.89 mm]
Weight	1.25 lbs [566.99 g]
Input Connector	SMA Female
Output Connector	SMA Female
Bias Connector	9-Pin D-Subminiature Male
Cooling	Baseplate Conduction

**Environmental Specifications**

**Temperature**

Operating Range	-20 to +60 deg C
Storage Range	-25 to +65 deg C
Humidity	95%

40 dB Gain High Power GaN Amplifier at 10 Watt  
Psat Operating from 6 GHz to 18 GHz with SMA



## FMAM5123

---

**Compliance Certifications** (see [product page](#) for current document)

### Plotted and Other Data

Notes:

- Values at 25 °C, sea level

## 40 dB Gain High Power GaN Amplifier at 10 Watt Psat Operating from 6 GHz to 18 GHz with SMA



### FMAM5123

#### Amplifier Power-up Precautions

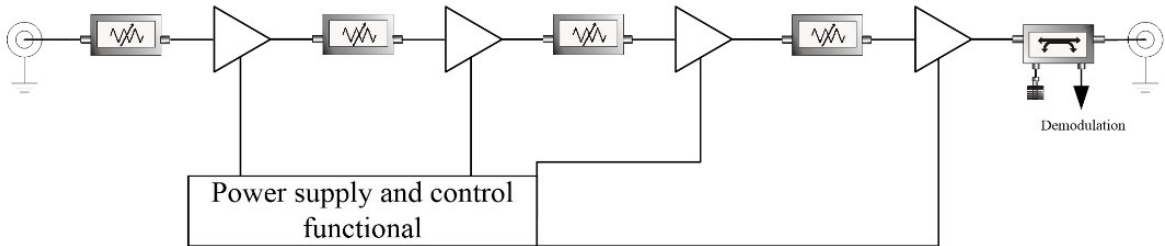
- 1.) Confirm that proper ESD precautions and controls are always in place before handling any Amplifier module.
- 2.) Confirm adequate thermal management is in place to effectively dissipate heat away from the Amplifier package. The Amplifier operational baseplate temperature must be within the operational temperature range stated in the Amplifier datasheet. Depending on the design and thermal requirements, using a heatsink with cooling fan is always recommended for safe reliable operation. A heat sink without a cooling fan may also be used. Damage caused from overheating will void the warranty.
- 3.) Confirm adequate system grounding is established. The DC power supply and Amplifier must have a common ground in order to operate properly.
- 4.) Power Amplifiers may require additional DC Current when initially powered-up. Depending on the design, the input current draw could range from an additional 10% to 100% above the maximum rated DC current of the Amplifier. This varies based on product part number.
- 5.) Confirm the DC power supply, if limited, is set to allow for additional start-up current that's rated for the Power Amplifier.
- 6.) Confirm the system is designed and calibrated for 50 ohms. Any impedance mismatch may cause performance issues.
- 7.) Perform a CALIBRATION (if required) with the loads before connecting the Amplifier to the Network Analyzer to ensure proper performance.
- 8.) Use a fixed attenuator between the signal source and input port of the Amplifier to optimize the input VSWR match.
- 9.) Confirm the input power level at the input port of the amplifier does not exceed the maximum rated limit for input power (as stated in the Amplifier datasheet).
  - $P_{in}$  for Small Signal Gain = P1dB-SSG-10 dB
  - $P_{in}$  for P1dB = P1dB-SSG+1 dB
- 10.) Confirm the Network Analyzer is always connected to the Amplifier first before DC power is applied to the Amplifier.
- 11.) As long as the input and output ports of the amplifier are connected to a 50Ohm load and RF signal power is applied, the Amplifier can be powered up with DC voltage.
- 12.) Confirm the Amplifier output load is matched for a 50 Ohm impedance and will not exceed the maximum rated VSWR or Return Loss limit for the Amplifier. Exceeding the maximum rated VSWR or Return Loss limit will result in reflected signal power that could damage the Amplifier and void the warranty.
- 13.) **Power Amplifier connected to an Antenna for signal transmission** - It's strongly recommended to use a high power fixed attenuator pad or an Isolator between the output port of the Amplifier and input port to the antenna. Any reflected signal power due to impedance mismatch will likely damage the Amplifier and void the warranty.
- 14.) The attenuator or isolator used at the output port of the Amplifier must be rated to handle the output power level and operational frequency band of the amplifier.

40 dB Gain High Power GaN Amplifier at 10 Watt Psat Operating from 6 GHz to 18 GHz with SMA

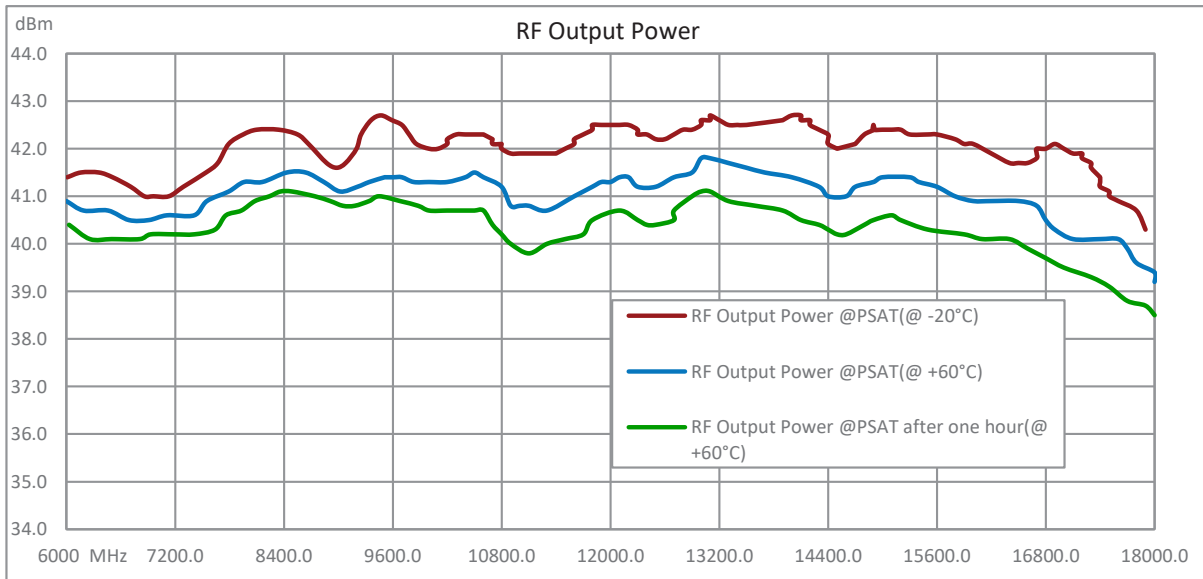


**FMAM5123**

Functional Block Diagram



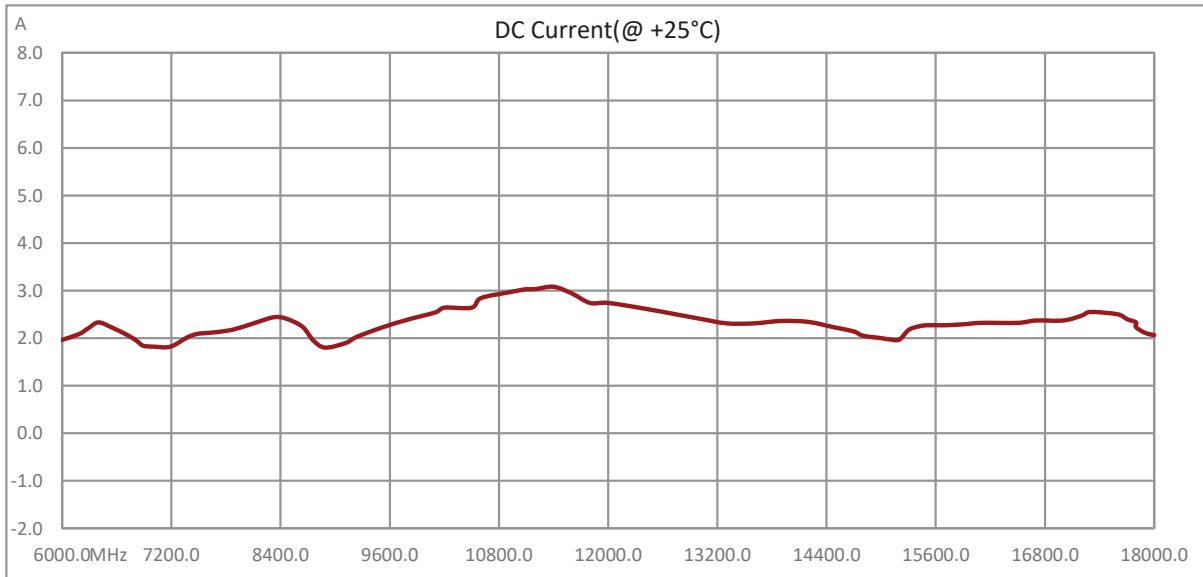
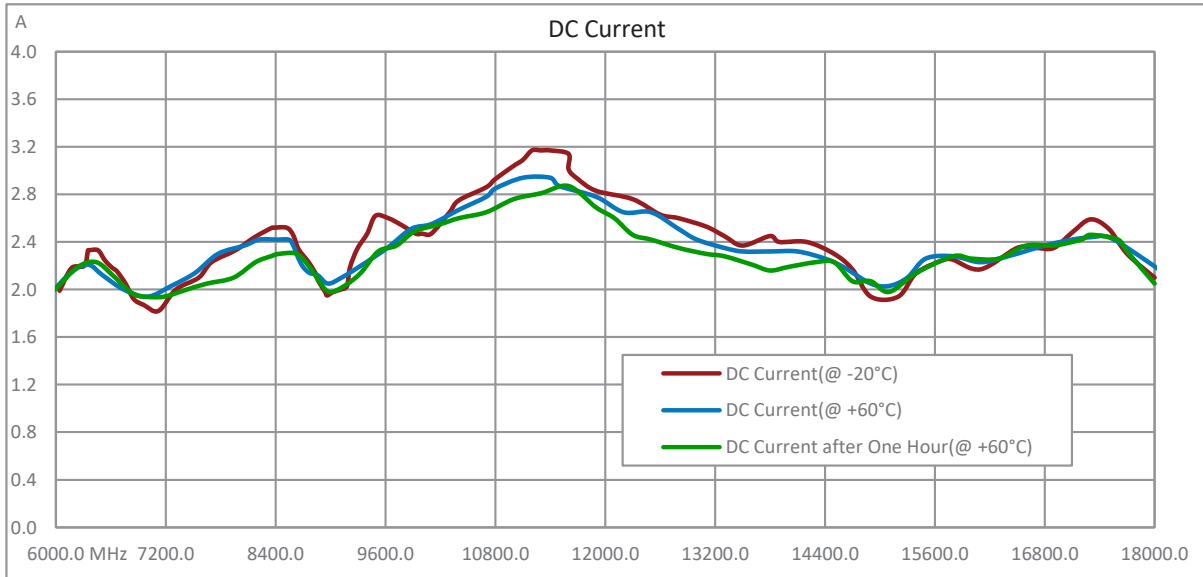
Typical Performance Data



40 dB Gain High Power GaN Amplifier at 10 Watt Psat Operating from 6 GHz to 18 GHz with SMA



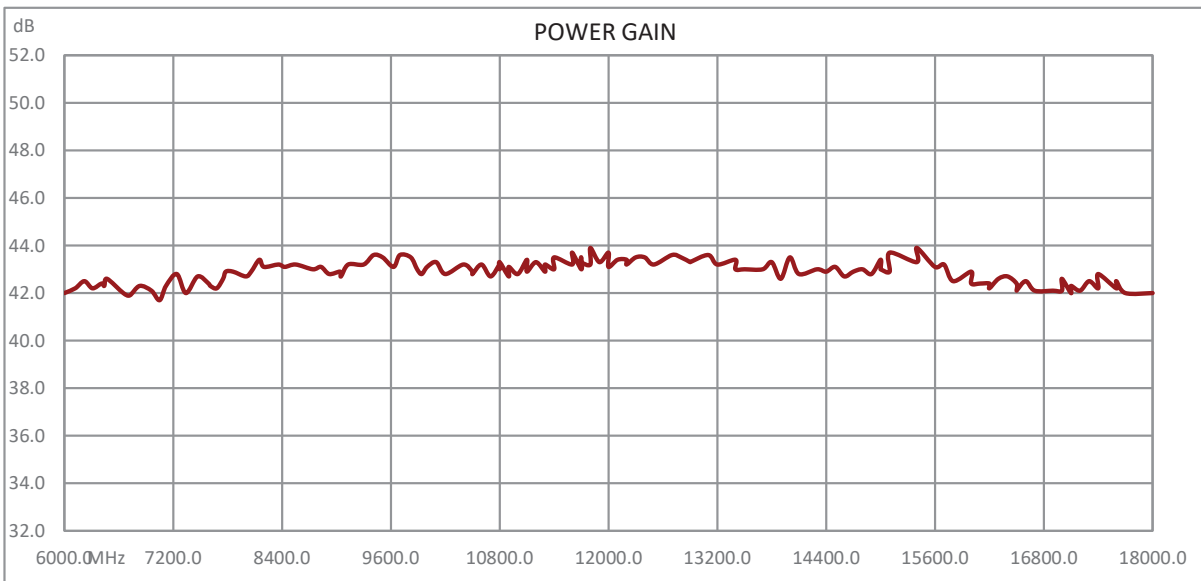
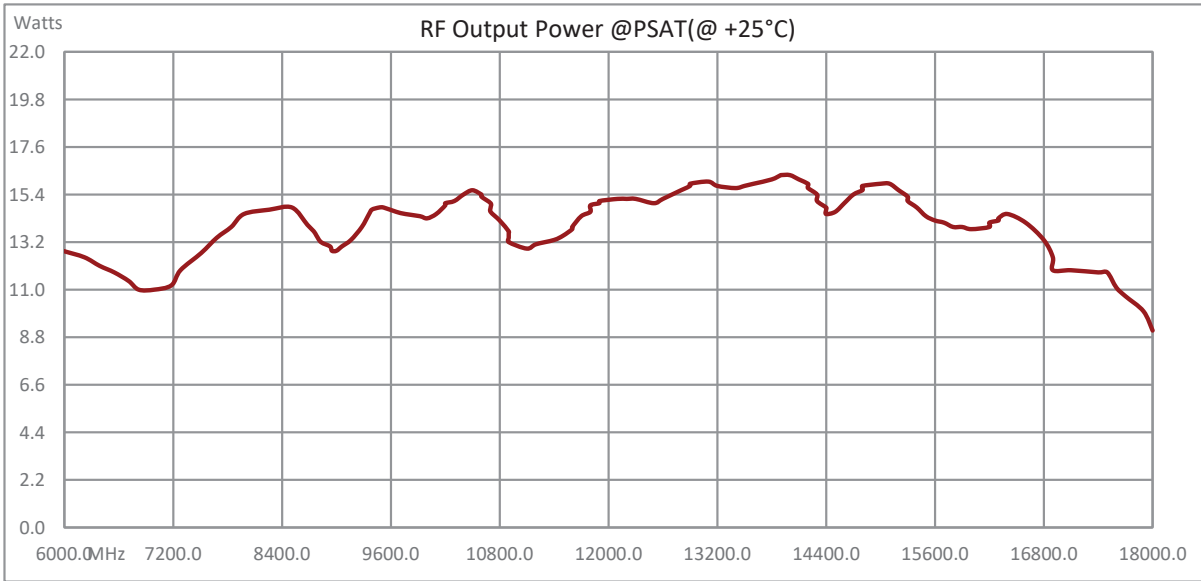
**FMAM5123**



40 dB Gain High Power GaN Amplifier at 10 Watt Psat Operating from 6 GHz to 18 GHz with SMA



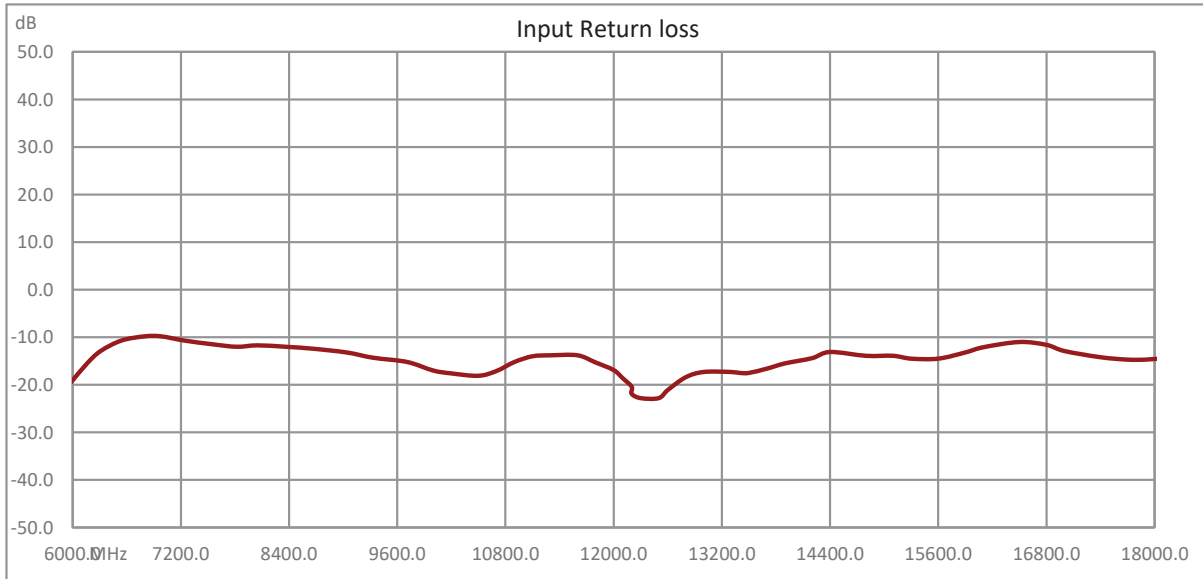
**FMAM5123**



40 dB Gain High Power GaN Amplifier at 10 Watt Psat Operating from 6 GHz to 18 GHz with SMA



**FMAM5123**



40 dB Gain High Power GaN Amplifier at 10 Watt Psat Operating from 6 GHz to 18 GHz with SMA from Fairview Microwave is in-stock and available to ship same-day. All of our RF/microwave products are available off-the-shelf from our ISO 9001:2008 certified facilities in Lewisville, Texas. Fairview Microwave is RF on-demand.

For additional information on this product, please click the following link: [40 dB Gain High Power GaN Amplifier at 10 Watt Psat Operating from 6 GHz to 18 GHz with SMA FMAM5123](https://www.fairviewmicrowave.com/40-db-gain-high-power-gan-amplifier-at-10-watt-psat-operating-from-6-ghz-to-18-ghz-with-sma-fmam5123-p.aspx)

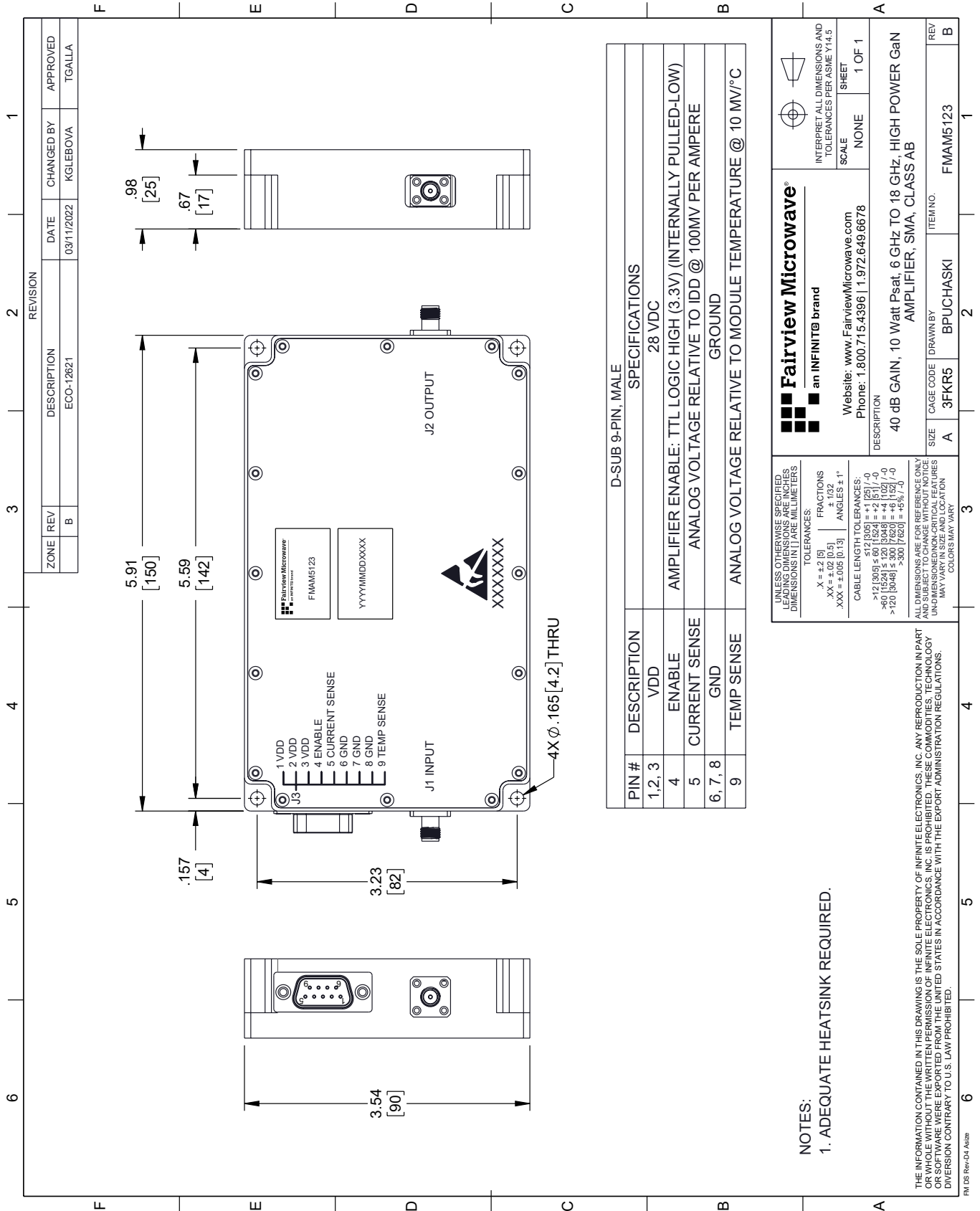
URL: <https://www.fairviewmicrowave.com/40-db-gain-high-power-gan-amplifier-at-10-watt-psat-operating-from-6-ghz-to-18-ghz-with-sma-fmam5123-p.aspx>

The information contained within this document is accurate to the best of our knowledge and representative of the part described herein. It may be necessary to make modifications to the part and/or the documentation of the part in order to implement improvements. Fairview Microwave reserves the right to make such changes as required. Unless otherwise stated, all specifications are nominal. Fairview Microwave does not make any representation or warranty regarding the suitability of the part described herein for any particular purpose, and Fairview Microwave does not assume liability arising out of the use of any part or document.



# FMAM5123 CAD Drawing

40 dB Gain High Power GaN Amplifier at 10 Watt Psat Operating from 6 GHz to 18 GHz with SMA



**Fairview Microwave®**  
 an INFINITE® brand

Website: [www.FairviewMicrowave.com](http://www.FairviewMicrowave.com)  
 Phone: 1.800.715.4396 | 1.972.649.6678

UNLESS OTHERWISE SPECIFIED, LEADING DIMENSIONS ARE IN INCHES. DIMENSIONS IN [ ] ARE MILLIMETERS.

TOLERANCES:  
 .X = ±.2 [5]  
 .XX = ±.02 [0.5]  
 .XXX = ±.005 [0.13]

FRACTIONS  
 ± 1/32  
 ANGLES ± 1°

CABLE LENGTH TOLERANCES:  
 <12 [305] ≤ 60 [1524] = ±.1 [25] / -0  
 >60 [1524] ≤ 120 [3048] = ±.4 [102] / -0  
 >120 [3048] ≤ 300 [7620] = ±.6 [15] / -0

ALL DIMENSIONS ARE FOR REFERENCE ONLY. UNDIMENSIONED/NON-CRITICAL FEATURES MAY VARY IN SIZE AND LOCATION. COLORS MAY VARY.

DESCRIPTION  
 40 dB GAIN, 10 Watt Psat, 6 GHz to 18 GHz, HIGH POWER GaN AMPLIFIER, SMA, CLASS AB

SCALE NONE SHEET 1 OF 1

INTERPRET ALL DIMENSIONS AND TOLERANCES PER ASME Y14.5

ITEM NO. FMAM5123

SIZE A CAGE CODE 3FKR5 DRAWN BY BPUCHASKI

REVISION B

NOTES:  
 1. ADEQUATE HEATSINK REQUIRED.

THE INFORMATION CONTAINED IN THIS DRAWING IS THE SOLE PROPERTY OF INFINITE ELECTRONICS, INC. ANY REPRODUCTION IN PART OR WHOLE WITHOUT THE WRITTEN PERMISSION OF INFINITE ELECTRONICS, INC. IS PROHIBITED. THESE COMMODITIES, TECHNOLOGY OR SOFTWARE ARE EXPORTED FROM THE UNITED STATES IN ACCORDANCE WITH THE EXPORT ADMINISTRATION REGULATIONS. DIVISION CONTRARY TO U.S. LAW PROHIBITED.

FM DS Rev-D4 Alt2