

### Antenna Upgrade Kit for Helium Hotspot , 8dBi 900MHz Omni w/ N Male to RP-SMA Plug, 10ft Low Loss 400 Cable

The FMANKIT1009 Helium Hotspot Antenna Upgrade kit from Fairview Microwave was designed with the serious Helium HNT Miner in mind. FMANKIT1009 provides your LongFi radio with the proper components to get the most out of your hotspot with optimized range and increased Proof-of-Coverage over OEM components. The FMANKIT1009 achieves enhanced performance by utilizing Fairview Microwave's 900 MHz lightweight, low-profile, high-performance Omni-directional antennas designed for the 900 MHz ISM band. These LoRa, LoRaWAN antennas feature all-weather UV-stable fiberglass radome for durability and aesthetics. The FMANKIT1009 comes with a 8 dBi Omni Antenna that operates from 900 MHz to 928 MHz frequency range. Combined with our Low Loss 400 series cable, the 400 cable features equal performance and mechanical characteristics to cables from CommScope®, Times Microwave Systems®, Belden® and Andrew®. This 10 ft Low Loss cable comes terminated with an N Male connector, to the antenna, and an RP-SMA Male connector compatible with the leading Hotspot miners on the market. The FMANKIT1009 from Fairview Microwave brings industry proven components direct to the Helium enthusiast, ship worldwide the same day as with our other available RF parts.

#### Configuration

Design	Omni
Band Type	Single
Radiation Pattern	Omni Directional
Polarization	Vertical
Cable Type	400 Series
Cable Length	120 in [304.8 cm]
Connector Type	N Female

#### Electrical Specifications

Description	Min	Typ	Max	Units
Frequency Range	900		928	MHz
Input VSWR		1.6:1	1.6:1	
Impedance		50		Ohms
Gain		8		dBi
Horizontal Beam Width		Omnidirectional		
Vertical Beam Width		15		Degrees
Input Power			50	Watts

#### Cable Assembly

Cable Type	400 Series
Impedance	50 Ohms
Connector 1	N Male
Connector 2	SMA Plug Reverse Polarity

#### Mechanical Specifications

Radome Material	Fiberglass
-----------------	------------

#### Size

Overall Length	65 in [165.1 cm]
Width	10 in [254 mm]
Height	3 in [76.2 mm]
Mounting Mast Diameter	2 in [50.80 mm]
Weight	3 lbs [1.36 kg]



#### Features:

- 900 MHz to 928 MHz
- Increased Proof-of-Coverage
- N-Male to RP-SMA Male Low loss CA-400 series coax cable (LMR-400 equivalent)
- Lightweight fiberglass radome
- Extruded aluminum mounting bracket
- COAX-SEAL® Hand Moldable Weatherproofing Tape

#### Applications:

- Helium Network (HNT) Mining
- 900 MHz ISM band
- US915, AU915, AS923, KR920
- M2M, LPWAN, LoRa, LoRaWAN, IoT, LongFi
- Industrial & Environmental Monitoring
- Smart Metering Applications
- Inventory Tracking
- Non Line of Sight (NLOS)

Fairview Microwave  
301 Leora Ln., Suite 100  
Lewisville, TX 75056  
Tel: 1-800-715-4396 / (972) 649-6678  
Fax: (972) 649-6689  
[www.fairviewmicrowave.com](http://www.fairviewmicrowave.com)  
[sales@fairviewmicrowave.com](mailto:sales@fairviewmicrowave.com)

**Environmental Specifications**

**Temperature**

Operating Range  
Wind Loading

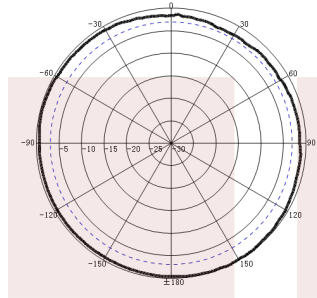
-40 to +60 deg C  
130 MPH [209.21 KPH]

**Compliance Certifications** (see [product page](#) for current document)

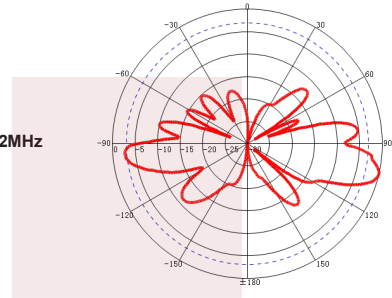
**Plotted and Other Data**

Notes:

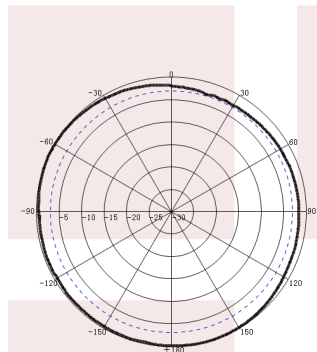
H-Plane: 902MHz



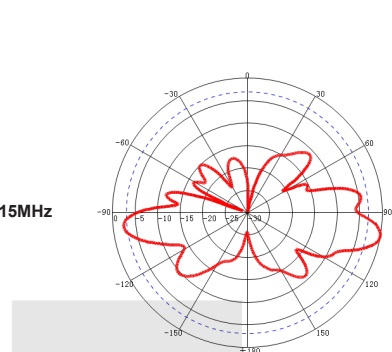
V-Plane: 902MHz



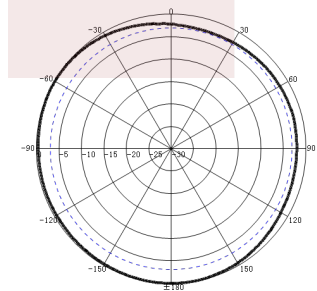
H-Plane: 915MHz



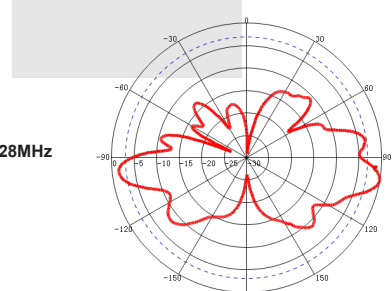
V-Plane: 915MHz



H-Plane: 928MHz



V-Plane: 928MHz



Antenna Upgrade Kit for Helium Hotspot , 8dBi 900MHz Omni w/ N Male to RP-SMA Plug, 10ft Low Loss 400 Cable from Fairview Microwave is in-stock and available to ship same-day. All of our RF/microwave products are available off-the-shelf from our ISO 9001:2008 certified facilities in Lewisville, Texas. Fairview Microwave is RF on-demand.

For additional information on this product, please click the following link: [Antenna Upgrade Kit for Helium Hotspot , 8dBi 900MHz Omni w/ N Male to RP-SMA Plug, 10ft Low Loss 400 Cable FMANKIT1009](#)

URL: <https://www.fairviewmicrowave.com/antenna-kit-8dbi-900mhz-omni-w-n-male-to-rp-sma-male-10ft-low-loss-400-cable-FMANKIT1009-p.aspx>

The information contained in this document is accurate to the best of our knowledge and representative of the part described herein. It may be necessary to make modifications to the part and/or the documentation of the part, in order to implement improvements. Fairview Microwave reserves the right to make such changes as required. Unless otherwise stated, all specifications are nominal. Fairview Microwave does not make any representation or warranty regarding the suitability of the part described herein for any particular purpose, and Fairview Microwave does not assume any liability arising out of the use of any part or documentation.



