

136-174 MHz, 3.5 dBi Gain, Omni-directional Antenna with Magnetic NMO Mount, N-Female Connector

Description

The FMANMOB1006-NF from Fairview Microwave is an omnidirectional antenna with a 3.5 dBi gain that transmits high-power signals and faster speed. This in-building antenna comes with a magnetic NMO mount specifically designed for high-performance applications. Our high-quality omni antenna is available in black color and can be procured with no order limit. This vertically polarized antenna has a frequency range of 136 to 174 MHz, which is ideal for indoor low-profile, in-building, and mobile applications.

The NMO-type magnetic mount on Fairview Microwave's FMANMOB1006-NF omnidirectional antenna makes it an ideal solution when the portability of the antenna is needed. This NMO antenna mount is constructed with a heavy-duty magnet to ensure secure mounting. The magnetic base allows a temporary plug-and-play installation. No drilling is required for the installation of this antenna mount, making it easy to fine-tune the antenna location. This magnetic mount has an N-type female connector and can be used for WLAN, Wi-Fi, public safety, and mobile RF applications.

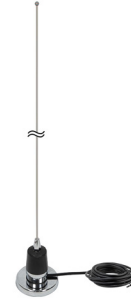
Fairview Microwave has one of the largest in-stock selections of omnidirectional in-building antennas with the same-day shipment. Make your online purchase right now to take advantage of our same-day shipping. For further information on similar products, our expert technical support and knowledgeable sales team can help you get the ideal vertically polarized antenna with a magnetic NMO mount for your requirements.

Configuration

Design	Omni
Gain	4.5
Polarization	Vertical
Connector Type	N Female
Number of Ports	1

Electrical Specifications

Description	Min	Typ	Max	Units
Frequency Range (Tunable)	136		174	MHz
Operational Bandwidth		5		MHz
Input VSWR			1.5:1	
Gain		4.5		dBi
Input Power			50	Watts



Features:

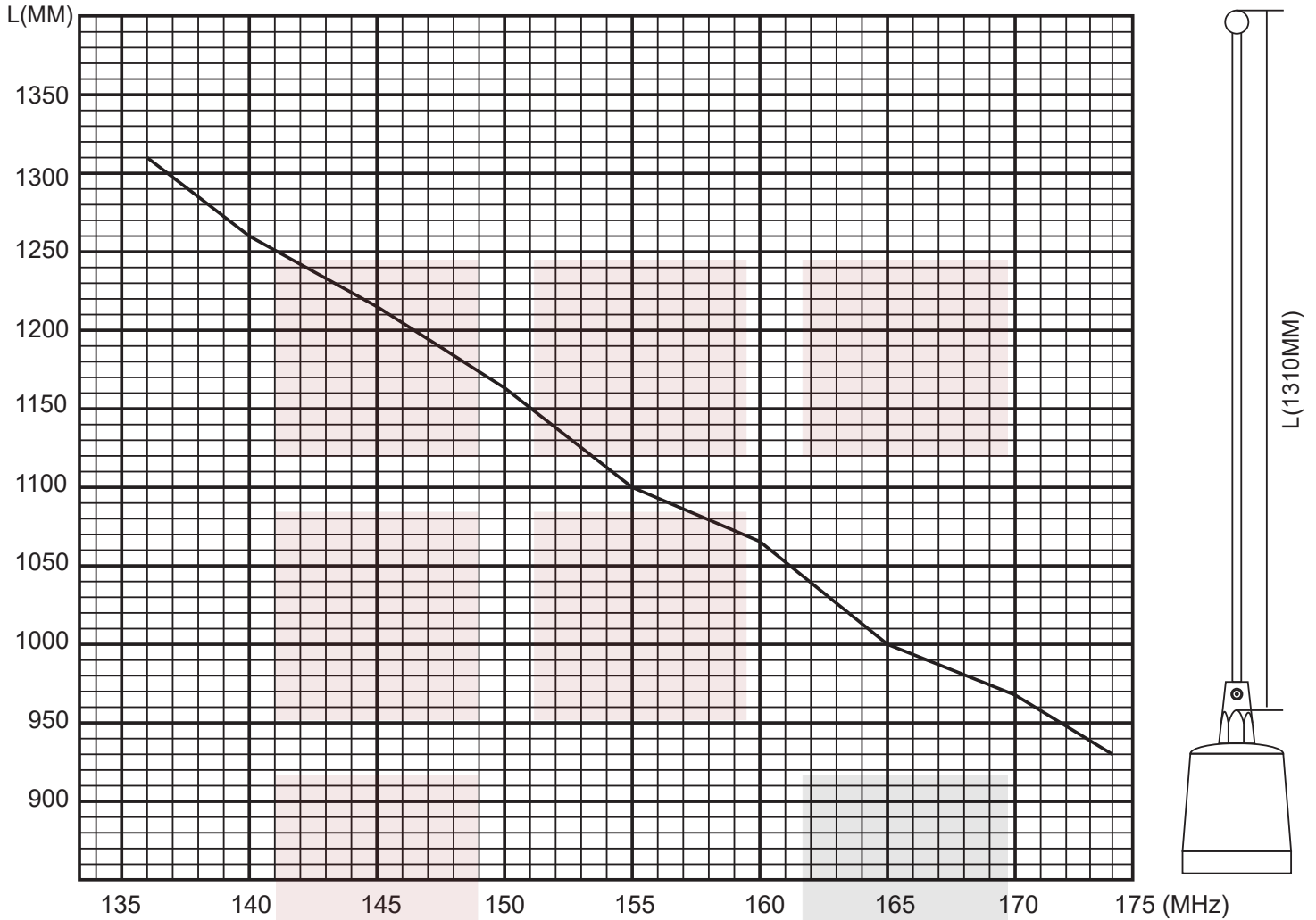
- Outdoor Rated Omni Directional Antenna
- 4.5 dBi Gain
- Easy to install magnetic mount offering temporary plug and play installation
- NMO Magnetic Mount, Black ABS Radome
- 1.5:1 VSWR Max
- 10 Foot, Black Low-Loss LMR195 Equivalent Cable
- N-Female Connector
- Tunable Frequency

Applications:

- Offroad/Overland Vehicles
- Mining/Industrial
- Heavy Equipment
- Commercial Trucking
- Fleet Management
- Farm Equipment

Fairview Microwave
 301 Leora Ln., Suite 100
 Lewisville, TX 75056
 Tel: 1-800-715-4396 / (972) 649-6678
 Fax: (972) 649-6689
www.fairviewmicrowave.com
sales@fairviewmicrowave.com

CUTTING CHART



Mechanical Specifications

Radome Material: Stainless Steel

Size

Length: 54.74 in [139.04 cm]
 Width: 3 in [76.2 mm]
 Height: 3 in [76.2 mm]
 Weight: 1.46 lbs [662.24 g]

Environmental Specifications

Compliance Certifications (see [product page](#) for current document)

Plotted and Other Data

Notes:

1: Loosen Screw, Sperate Whip and Base.

2: Find whip length of correct frequency according to cutting chart.

3: Measure the length of the steel whip and cut it from bottom side without cap.

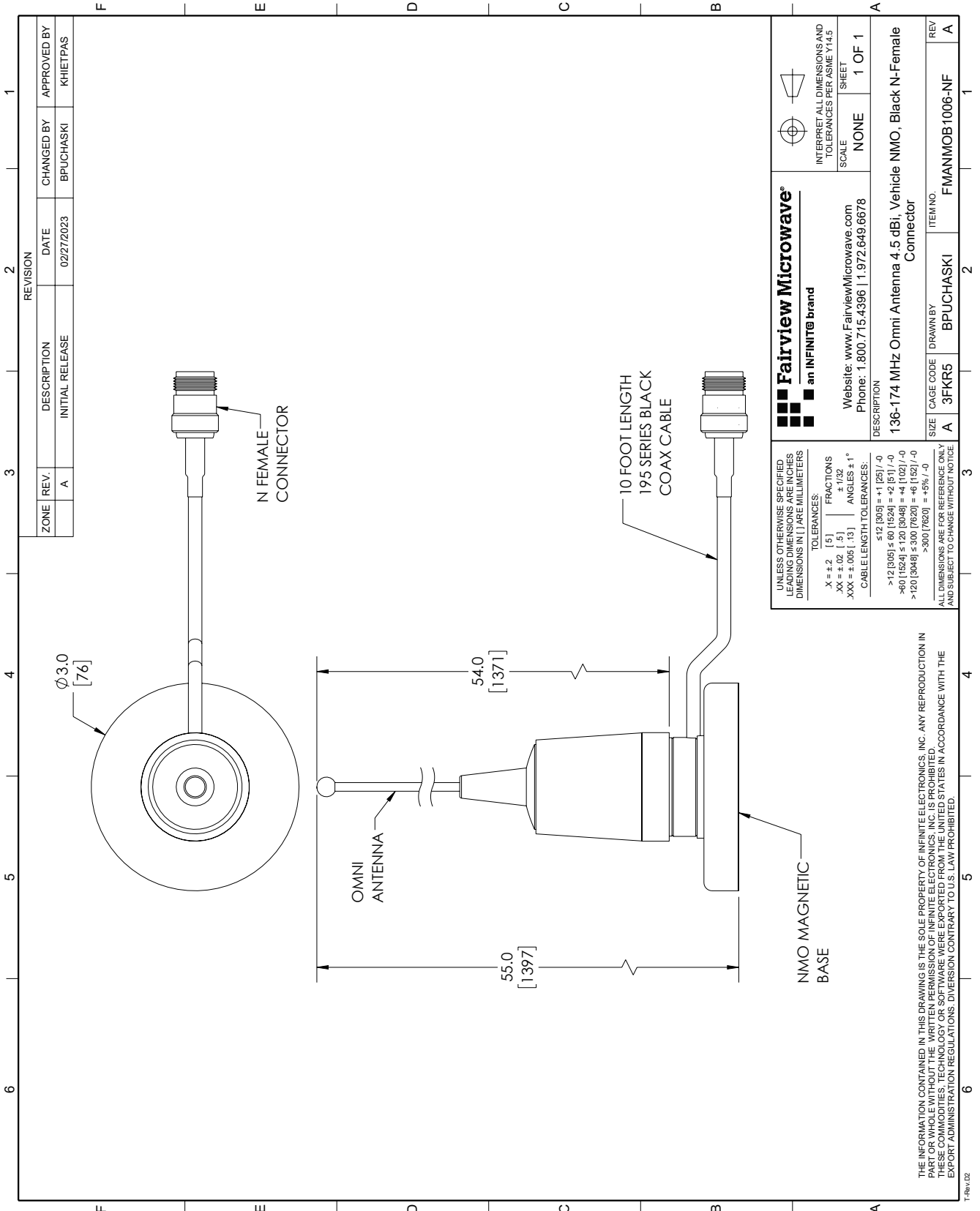
4: Re-fix the steel whip and the base with screws.

136-174 MHz, 3.5 dBi Gain, Omni-directional Antenna with Magnetic NMO Mount, N-Female Connector from Fairview Microwave is in-stock and available to ship same-day. All of our RF/microwave products are available off-the-shelf from our ISO 9001:2008 certified facilities in Lewisville, Texas. Fairview Microwave is RF on-demand.

For additional information on this product, please click the following link: [136-174 MHz, 3.5 dBi Gain, Omni-directional Antenna with Magnetic NMO Mount, N-Female Connector FMANMOB1006-NF](#)

URL: <https://www.fairviewmicrowave.com/136-174-mhz-3.5-dbi-gain-omni-directional-antenna-with-magnetic-nmo-mount-n-female-connector-fmanmob1006-nf-p.aspx>

The information contained in this document is accurate to the best of our knowledge and representative of the part described herein. It may be necessary to make modifications to the part and/or the documentation of the part, in order to implement improvements. Fairview Microwave reserves the right to make such changes as required. Unless otherwise stated, all specifications are nominal. Fairview Microwave does not make any representation or warranty regarding the suitability of the part described herein for any particular purpose, and Fairview Microwave does not assume any liability arising out of the use of any part or documentation.



REVISION		DATE	CHANGED BY	APPROVED BY
ZONE	REV.	DESCRIPTION	INITIAL RELEASE	
	A		02/27/2023	BPUCHASKI

Fairview Microwave[®] an INFINIT [®] brand		INTERPRET ALL DIMENSIONS AND TOLERANCES PER ASME Y14.5 SCALE: NONE SHEET: 1 OF 1	
Website: www.FairviewMicrowave.com Phone: 1.800.715.4396 1.972.649.6678			
DESCRIPTION 136-174 MHz Omni Antenna 4.5 dBi, Vehicle NMO, Black N-Female Connector			
SIZE	CAGE CODE	DRAWN BY	ITEM NO.
A	3FKR5	BPUCHASKI	FMANMOB1006-NF
REV			A

UNLESS OTHERWISE SPECIFIED, ALL DIMENSIONS ARE IN INCHES. DIMENSIONS IN PARENTHESES ARE IN MILLIMETERS.

TOLERANCES:
 .X = ±.2 [5] FRACTIONS ±.1/32
 .XX = ±.02 [5] ANGLES ± 1°
 .XXX = ±.005 [13]

CABLE LENGTH TOLERANCES:
 ≤12 [305] = ±1 [25] / -0
 >12 [305] ≤ 60 [1524] = +2 [51] / -0
 >60 [1524] ≤ 120 [3048] = +4 [102] / -0
 >120 [3048] ≤ 300 [7620] = +6 [152] / -0
 >300 [7620] = +5% / -0

ALL DIMENSIONS ARE FOR REFERENCE ONLY AND SUBJECT TO CHANGE WITHOUT NOTICE.

THE INFORMATION CONTAINED IN THIS DRAWING IS THE SOLE PROPERTY OF INFINITE ELECTRONICS, INC. ANY REPRODUCTION IN PART OR WHOLE WITHOUT THE WRITTEN PERMISSION OF INFINITE ELECTRONICS, INC. IS PROHIBITED. THIS DRAWING IS THE PROPERTY OF INFINITE ELECTRONICS, INC. AND IS NOT TO BE REPRODUCED, COPIED, OR TRANSMITTED IN ANY FORM OR BY ANY MEANS, ELECTRONIC OR MECHANICAL, INCLUDING PHOTOCOPYING, RECORDING, OR BY ANY INFORMATION STORAGE AND RETRIEVAL SYSTEM. EXPORT ADMINISTRATION REGULATIONS. DIVERSION CONTRARY TO U.S. LAW PROHIBITED.