

10 dB Fixed Attenuator 75 Ohm BNC Male (Plug) to 75 Ohm BNC Female (Jack) Up to 4 GHz Rated to 2 Watts, Brass Tri-Metal Body, 1.35 VSWR

Fairview Microwave carries a broad selection of fixed attenuators with a wide range of attenuation levels, frequency ranges, and power dissipation ranges. Also known as RF pads, RF microwave attenuators lower the amplitude of a signal (or attenuate) a known amount. These attenuator pads can be used in a wide variety of applications including reducing a signal level to protect measurement equipment or other circuitry, extending the range of power meters and amplifiers, and impedance matching circuits by reducing the VSWR seen by adjacent components. RF attenuators can prevent signal overload in amplifiers, receivers and detectors, adjusting the signal level to a range that is optimal.

Few RF components are as commonly used as fixed coaxial attenuators, and Fairview Microwave carries one of the largest in-stock varieties and ships them same day. The FMAT7438-10 is a 10 dB Fixed Attenuator that operates from DC to 4 GHz and is rated to 2 Watts. The versatile coaxial package uses BNC male to BNC female connectors and is also RoHS compliant.



Features:

- DC to 4 GHz Frequency Range
- Attenuation 10 dB Typical
- Max Power 2 Watts (CW)
- VSWR < 1.35:1
- 75 Ohm Impedance

Applications:

- Wireless
- Video Signal Transmission
- Radar Systems
- Test and Measurement
- Commercial and Military Communication
- Avionics

Electrical Specifications

Description	Min	Typ	Max	Units
Frequency Range	DC		4	GHz
Impedance		75		Ohms
Nominal Attenuation		10		dB
Attenuation Accuracy		0.5		dB
VSWR			1.35:1	
Input Power, CW			2	Watts

Mechanical Specifications

Size	
Length	2.087 in [53.01 mm]
Width/Diameter	0.571 in [14.5 mm]
Height	0.571 in [14.5 mm]
Weight	0.05 lbs [22.68 g]
Body Material and Plating	Brass, Tri-Metal

Configuration

Design	Fixed
--------	-------

Connectors

Description	Connector 1	Connector 2
Type	BNC Male	BNC Female
Contact Material & Plating	Phosphor Bronze, Gold	Phosphor Bronze, Gold
Coupling Nut Material & Plating	Stainless Steel	
Body Material & Plating	Brass, Tri-Metal	Brass, Tri-Metal

Environmental Specifications

Temperature

Operating Range	-55 to +125 deg C
-----------------	-------------------

Fairview Microwave
 301 Leora Ln., Suite 100
 Lewisville, TX 75056
 Tel: 1-800-715-4396 / (972) 649-6678
 Fax: (972) 649-6689
www.fairviewmicrowave.com
sales@fairviewmicrowave.com

Compliance Certifications (see [product page](#) for current document)

Plotted and Other Data





Notes:

10 dB Fixed Attenuator 75 Ohm BNC Male (Plug) to 75 Ohm BNC Female (Jack) Up to 4 GHz Rated to 2 Watts, Brass Tri-Metal Body, 1.35 VSWR from Fairview Microwave is in-stock and available to ship same-day. All of our RF/microwave products are available off-the-shelf from our ISO 9001:2008 certified facilities in Lewisville, Texas. Fairview Microwave is RF on-demand.

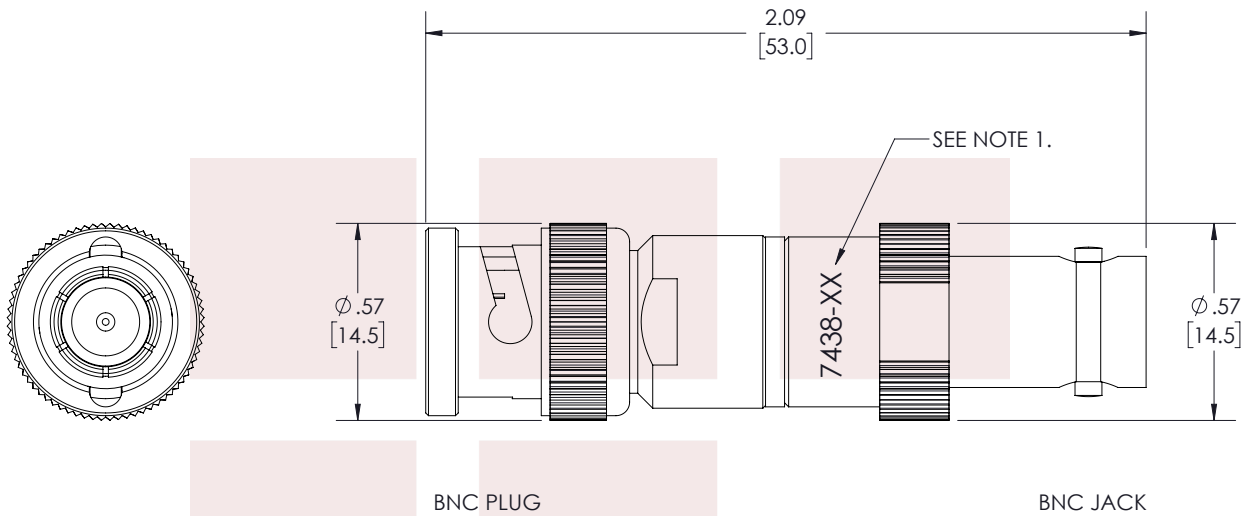
For additional information on this product, please click the following link: [10 dB Fixed Attenuator 75 Ohm BNC Male \(Plug\) to 75 Ohm BNC Female \(Jack\) Up to 4 GHz Rated to 2 Watts, Brass Tri-Metal Body, 1.35 VSWR FMAT7438-10](#)

URL: <https://www.fairviewmicrowave.com/10db-fixed-attenuator-bnc-male-bnc-female-2-watts-fmat7438-10-p.aspx>

The information contained in this document is accurate to the best of our knowledge and representative of the part described herein. It may be necessary to make modifications to the part and/or the documentation of the part, in order to implement improvements. Fairview Microwave reserves the right to make such changes as required. Unless otherwise stated, all specifications are nominal. Fairview Microwave does not make any representation or warranty regarding the suitability of the part described herein for any particular purpose, and Fairview Microwave does not assume any liability arising out of the use of any part or documentation.



REVISIONS			
REV.	DESCRIPTION	DATE	APPROVED
A	INITIAL RELEASE	04/05/22	SPONG



NOTES:

- ITEM IS MARKED WITH PART NUMBER WHERE SHOWN.
"-XX" DENOTES THE ATTENUATION VALUE,
EXAMPLE: 7438-1 = 1dB, 7438-10 = 10dB, ETC.

THESE COMMODITIES, TECHNOLOGY OR SOFTWARE WERE EXPORTED FROM THE UNITED STATES IN ACCORDANCE WITH THE EXPORT ADMINISTRATION REGULATIONS. DIVERSION CONTRARY TO U.S. LAW PROHIBITED.

<p>Fairview Microwave an INFINIT[®] brand</p>	<p>UNLESS OTHERWISE SPECIFIED LEADING DIMENSIONS ARE INCHES DIMENSIONS IN [] ARE MILLIMETERS</p> <p>TOLERANCES: CABLE LENGTH (L) TOLERANCES:</p> <table border="0"> <tr> <td>.X = ±.2 [5.08]</td> <td>FRACTIONS</td> <td>L ≤ 12 [305] = +1 [25] / -0</td> </tr> <tr> <td>.XX = ±.02 [.51]</td> <td>± 1/32</td> <td>12 [305] < L ≤ 60 [1524] = +2 [51] / -0</td> </tr> <tr> <td>.XXX = ±.005 [.13]</td> <td>ANGLES ± 1°</td> <td>60 [1524] < L ≤ 120 [3048] = +4 [102] / -0</td> </tr> <tr> <td></td> <td></td> <td>120 [3048] < L ≤ 300 [7620] = +6 [152] / -0</td> </tr> <tr> <td></td> <td></td> <td>300 [7620] < L = +5%L / -0</td> </tr> </table>	.X = ±.2 [5.08]	FRACTIONS	L ≤ 12 [305] = +1 [25] / -0	.XX = ±.02 [.51]	± 1/32	12 [305] < L ≤ 60 [1524] = +2 [51] / -0	.XXX = ±.005 [.13]	ANGLES ± 1°	60 [1524] < L ≤ 120 [3048] = +4 [102] / -0			120 [3048] < L ≤ 300 [7620] = +6 [152] / -0			300 [7620] < L = +5%L / -0	<p>THIRD-ANGLE PROJECTION</p> <p>THE INFORMATION AND DESIGN IN THIS DOCUMENT IS THE PROPERTY OF FAIRVIEW MICROWAVE CORPORATION. ALL RIGHTS RESERVED.</p>
	.X = ±.2 [5.08]	FRACTIONS	L ≤ 12 [305] = +1 [25] / -0														
.XX = ±.02 [.51]	± 1/32	12 [305] < L ≤ 60 [1524] = +2 [51] / -0															
.XXX = ±.005 [.13]	ANGLES ± 1°	60 [1524] < L ≤ 120 [3048] = +4 [102] / -0															
		120 [3048] < L ≤ 300 [7620] = +6 [152] / -0															
		300 [7620] < L = +5%L / -0															
<p>TITLE</p> <p>10 dB Fixed Attenuator 75 Ohm BNC Male (Plug) to 75 Ohm BNC Female (Jack) Up to 4 GHz Rated to 2 Watts, Brass Tri-Metal Body, 1.35 VSWR</p>	<p>ALL DIMENSIONS SHOWN ARE FOR REFERENCE ONLY.</p> <table border="1"> <tr> <td>SIZE</td> <td>CAGE CODE</td> <td>DRAWN BY</td> <td>ITEM NO.</td> <td>REV</td> </tr> <tr> <td>A</td> <td>3FKR5</td> <td>AKRESOWSK</td> <td>FMAT7438</td> <td>A</td> </tr> </table>	SIZE	CAGE CODE	DRAWN BY	ITEM NO.	REV	A	3FKR5	AKRESOWSK	FMAT7438	A	<p>SHEET 1 OF 1</p> <p>SCALE N/A</p>					
SIZE	CAGE CODE	DRAWN BY	ITEM NO.	REV													
A	3FKR5	AKRESOWSK	FMAT7438	A													

T-Rev.D