

## SMA Male to RA SMA Male Cable LMR-195 Coax

The SMA male to RA SMA male cable using LMR-195 coax, part number FMC00265, from Fairview Microwave is in-stock and ships same day. This Fairview SMA to SMA cable assembly has a male to male gender configuration with 50 ohm flexible LMR-195 coax. Fairview Microwave's flexible RF cable assemblies are ideal for applications where tight bends and continual flexure are required. The FMC00265 SMA male to SMA male cable assembly operates to 5.8 GHz. The right angle SMA interface on the LMR-195 cable allows for easier connections in tight spaces. The double shielding of this Fairview cable assembly provides excellent shielding effectiveness of better than 90 dB.

Custom versions of most RF cable assemblies can be built and shipped same day. Custom cable assembly lengths can be obtained by specifying the desired length on the web site at time of order or by contacting a sales representative. Other RF cable assembly value added services including connector orientation or clocking, heat shrink booting and labeling are also available. RF testing can also be performed to document the electrical performance of your cable assembly.

### Electrical Specifications

Description	Min	Typ	Max	Units
Frequency Range	DC		5.8	GHz
VSWR			1.4:1	
Velocity of Propagation		80		%
RF Shielding	90			dB
Group Delay		1.27 [4.17]		ns/ft [ns/m]
Capacitance		25.4 [83.33]		pF/ft [pF/m]
Inductance		0.064 [0.21]		uH/ft [uH/m]
DC Resistance Inner Conductor		7.6 [24.93]		$\Omega$ /1000ft [ $\Omega$ /Km]
DC Resistance Outer Conductor		4.9 [16.08]		$\Omega$ /1000ft [ $\Omega$ /Km]
Jacket Spark			3,000	Vrms

### Performance by Frequency

Description	F1	F2	F3	F4	F5	Units
Frequency	0.25	0.5	1	2.5	5.8	GHz
Insertion Loss (Typ.)	0.05	0.08	0.11	0.18	0.29	dB/ft
	0.16	0.26	0.36	0.59	0.95	dB/m

#### Electrical Specification Notes:

Insertion Loss does not include the loss of the connectors. Insertion Loss is estimated as 0.1 dB for the straight connector and 0.2 dB for the right angle connector.

### Mechanical Specifications

#### Cable Assembly

Diameter 0.375 in [9.53 mm]

#### Cable

Cable Type LMR-195



### Configuration:

- SMA Male
- SMA Male Right Angle
- LMR-195

### Features:

- Max Frequency 5.8 GHz
- Shielding Effectivity > 90 dB
- 80% Phase Velocity
- Double Shielded
- PE Jacket

### Applications:

- General Purpose
- Laboratory Use
- Antenna Installations
- Land Mobile Radio & Other Communication Systems
- Cellular & Wi-Fi Systems

Fairview Microwave  
 301 Leora Ln., Suite 100  
 Lewisville, TX 75056  
 Tel: 1-800-715-4396 / (972) 649-6678  
 Fax: (972) 649-6689  
[www.fairviewmicrowave.com](http://www.fairviewmicrowave.com)  
[sales@fairviewmicrowave.com](mailto:sales@fairviewmicrowave.com)

Impedance 50 Ohms  
 Inner Conductor Type Solid  
 Inner Conductor Material and Plating Copper  
 Dielectric Type PE (F)  
 Number of Shields 2  
 Shield Layer 1 Aluminum Tape  
 Shield Layer 2 Tinned Copper Braid  
 Jacket Material PE, Black  
 Jacket Diameter 0.195 in [4.95 mm]

One Time Minimum Bend Radius 0.5 in [12.7 mm]  
 Repeated Minimum Bend Radius 2 in [50.8 mm]  
 Bending Moment 0.2 lbs-ft [0.27 N-m]  
 Flat Plate Crush 15 lbs/in [0.27 Kg/mm]  
 Tensile Strength 40 lbs [18.14 Kg]

### Connectors

Description	Connector 1	Connector 2
Type	SMA Male	SMA Male
Specification		MIL-STD-348A
Impedance	50 Ohms	50 Ohms
Contact Material & Plating	Brass, Gold	Brass, Gold
Contact Plating Spec.	ASTM B488	50 µin minimum
Dielectric Type	PTFE	PTFE
Body Material & Plating	Passivated Stainless Steel	Brass, Gold
Body Plating Spec.		3 µin minimum
Coupling Nut Material & Plating	Passivated Stainless Steel	Brass, Gold
Coupling Nut Plating Spec.		3 µin minimum
Hex Size	5/16 Inch	5/16 inch

#### Mechanical Specification Notes:

\*All cable assemblies have a length tolerance of 1.5% or ± 3/8", whichever is greater.

### Environmental Specifications

#### Temperature

Operating Range -40 to +85 deg C  
 Storage Range -70 to +85 deg C

### Compliance Certifications (see [product page](#) for current document)

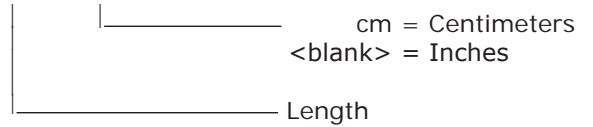
### Plotted and Other Data

Notes:

**How to Order**

Part Number Configuration:

**FMC00265 - xx uu**



Example: FMC00265-12 = 12 inches long cable  
FMC00265-100cm = 100 cm long cable

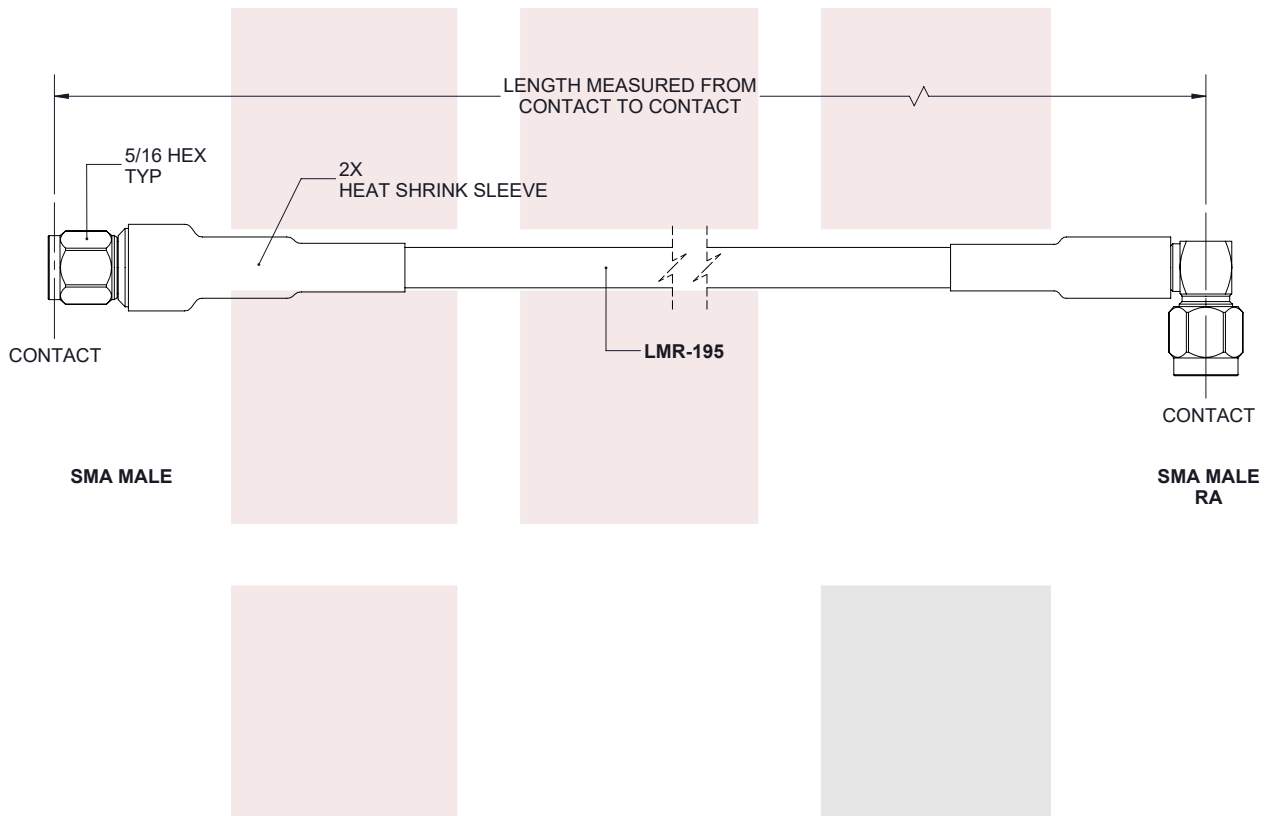
SMA Male to RA SMA Male Cable LMR-195 Coax from Fairview Microwave has same day shipment for domestic and International orders. Our RF, microwave and fiber optic products maintain a 99% availability and are part of the broadest selection in the industry.

Click the following link to obtain additional part information: [SMA Male to RA SMA Male Cable LMR-195 Coax FMC00265](#)

URL: <https://www.fairviewmicrowave.com/sma-male-ra-sma-male-cable-lmr195-coax-fmc00265-p.aspx>

The information contained in this document is accurate to the best of our knowledge and representative of the part described herein. It may be necessary to make modifications to the part and/or the documentation of the part, in order to implement improvements. Fairview Microwave reserves the right to make such changes as required. Unless otherwise stated, all specifications are nominal. Fairview Microwave does not make any representation or warranty regarding the suitability of the part described herein for any particular purpose, and Fairview Microwave does not assume any liability arising out of the use of any part or documentation.

REVISIONS			
REV.	DESCRIPTION	DATE	APPROVED
A	INITIAL RELEASE	2/12/2020	S.ELLIS



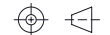
THESE COMMODITIES, TECHNOLOGY OR SOFTWARE WERE EXPORTED FROM THE UNITED STATES IN ACCORDANCE WITH THE EXPORT ADMINISTRATION REGULATIONS. DIVERSION CONTRARY TO U.S. LAW PROHIBITED.

TITLE  
SMA Male to RA SMA Male Cable LMR-195 Coax

UNLESS OTHERWISE SPECIFIED LEADING DIMENSIONS ARE INCHES  
DIMENSIONS IN [ ] ARE MILLIMETERS

TOLERANCES:		CABLE LENGTH (L) TOLERANCES:	
.X = ±.2 [ .508 ]	FRACTIONS ± 1/32	L ≤ 12 [305] = +1 [25] / -0	
.XX = ±.02 [ .51 ]		12 [305] < L ≤ 60 [1524] = +2 [51] / -0	
.XXX = ±.005 [ .13 ]	ANGLES ± 1°	60 [1524] < L ≤ 120 [3048] = +4 [102] / -0	
		120 [3048] < L ≤ 300 [7620] = +6 [152] / -0	
		300 [7620] < L = +5%L / -0	

THIRD-ANGLE PROJECTION



THE INFORMATION AND DESIGN IN THIS DOCUMENT IS THE PROPERTY OF FAIRVIEW MICROWAVE CORPORATION. ALL RIGHTS RESERVED.

SHEET 1 OF 1

ALL DIMENSIONS SHOWN ARE FOR REFERENCE ONLY.

SCALE N/A

SIZE A	CAGE CODE 3FKR5	DRAWN BY K.DANG	ITEM NO. FMC00265	REV A
-----------	--------------------	--------------------	----------------------	----------

T-Rev.D