

BNC Male to BNC Female Cable in 200 CM Length Using RG223 Coax

The BNC male to BNC female cable using RG223 coax, part number FMCA2674-200CM, from Fairview Microwave is in-stock and ships same day. This Fairview BNC to BNC cable assembly has a male to female gender configuration with 50 ohm flexible RG223 coax. Fairview Microwave's flexible RF cable assemblies are ideal for applications where tight bends and continual flexure are required. The FMCA2674-200CM BNC male to BNC female cable assembly operates to 4 GHz. The double shielding of this Fairview cable assembly provides excellent shielding effectiveness.

Custom versions of most RF cable assemblies can be built and shipped same day. Custom cable assembly lengths can be obtained by specifying the desired length on the web site at time of order or by contacting a sales representative. Other RF cable assembly value added services including connector orientation or clocking, heat shrink booting and labeling are also available. RF testing can also be performed to document the electrical performance of your cable assembly.

Electrical Specifications

Description	Min	Typ	Max	Units
Frequency Range	DC		4	GHz
Velocity of Propagation		66		%
Capacitance		30.8 [101.05]		pF/ft [pF/m]

Performance by Frequency

Description	F1	F2	F3	F4	F5	Units
Frequency	0.1	0.25	0.5	1	4	GHz
Insertion Loss (Typ.)	0.47	0.61	0.8	1.08	2.11	dB/ft
	1.54	2	2.62	3.54	6.92	dB/m

Electrical Specification Notes:

The Insertion Loss data above is based on the performance specifications of the coax and connectors used in this assembly. The Insertion Loss includes an estimated insertion loss of 0.1 dB per connector.

Mechanical Specifications

Cable Assembly

Length* 78.74 in [200 cm]
 Weight 0.2125 lbs [96.39 g]

Cable

Cable Type RG223
 Impedance 50 Ohms
 Inner Conductor Type Solid
 Inner Conductor Material and Plating Copper, Silver
 Dielectric Type PE
 Number of Shields 2
 Shield Layer 1 Silver Plated Copper Braid
 Shield Layer 2 Silver Plated Copper Braid
 Jacket Material PVC, Black



Configuration:

- BNC Male
- BNC Female
- RG223

Features:

- Max Frequency 4 GHz
- 66% Phase Velocity
- Double Shielded
- PVC Jacket

Applications:

- General Purpose
- Laboratory Use

Fairview Microwave
 301 Leora Ln., Suite 100
 Lewisville, TX 75056
 Tel: 1-800-715-4396 / (972) 649-6678
 Fax: (972) 649-6689
www.fairviewmicrowave.com
sales@fairviewmicrowave.com

Jacket Diameter 0.21 in [5.33 mm]
One Time Minimum Bend Radius 1 in [25.4 mm]

Connectors

Description	Connector 1	Connector 2
Type	BNC Male	BNC Female
Specification	MIL-STD-348A	
Impedance	50 Ohms	50 Ohms
Contact Material & Plating	Brass, Gold	
Contact Plating Spec.	30µ in. minimum	
Dielectric Type	Teflon	
Body Material & Plating	Brass, Nickel	Brass, Nickel
Body Plating Spec.	100µ in. minimum	

Compliance Certifications (see [product page](#) for current document)

Plotted and Other Data

- Notes:
- Values at 25°C, sea level.

How to Order

Part Number Configuration:

FMCA2674 - xx uu

cm = Centimeters
<blank> = Inches

Length

Example: FMCA2674-12 = 12 inches long cable
FMCA2674-100cm = 100 cm long cable

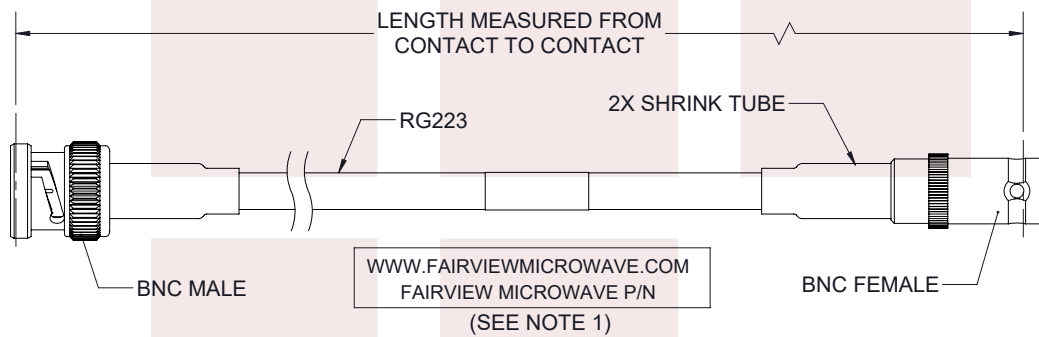
BNC Male to BNC Female Cable in 200 CM Length Using RG223 Coax from Fairview Microwave has same day shipment for domestic and International orders. Our RF, microwave and millimeter wave products maintain a 99% availability and are part of the broadest selection in the industry.

Click the following link to obtain additional part information: [BNC Male to BNC Female Cable in 200 CM Length Using RG223 Coax FMCA2674-200CM](#)

URL: <https://www.fairviewmicrowave.com/bnc-male-to-bnc-female-cable-rg223-coax-in-200-cm-and-rohs-fmca2674-200cm-p.aspx>

The information contained in this document is accurate to the best of our knowledge and representative of the part described herein. It may be necessary to make modifications to the part and/or the documentation of the part, in order to implement improvements. Fairview Microwave reserves the right to make such changes as required. Unless otherwise stated, all specifications are nominal. Fairview Microwave does not make any representation or warranty regarding the suitability of the part described herein for any particular purpose, and Fairview Microwave does not assume any liability arising out of the use of any part or documentation.



REVISIONS			
REV.	DESCRIPTION	DATE	APPROVED
A	INITIAL RELEASE	2/21/2022	AGANWANI



NOTES:

1. CABLES 36" AND UNDER HAVE 1 LABEL CENTERED. CABLES OVER 36" HAVE 2 LABELS, ONE AT EACH END 6.0" FROM THE FRONT OF THE CONNECTOR.

THESE COMMODITIES, TECHNOLOGY OR SOFTWARE WERE EXPORTED FROM THE UNITED STATES IN ACCORDANCE WITH THE EXPORT ADMINISTRATION REGULATIONS. DIVERSION CONTRARY TO U.S. LAW PROHIBITED.

 <p>Fairview Microwave an INFINIT[®] brand</p>	<p>UNLESS OTHERWISE SPECIFIED LEADING DIMENSIONS ARE INCHES DIMENSIONS IN [] ARE MILLIMETERS</p> <p>TOLERANCES: CABLE LENGTH (L) TOLERANCES:</p> <table border="0"> <tr> <td>.X = ±.2 [.508]</td> <td>FRACTIONS</td> <td>L ≤ 12 [305] = +1 [25] / -0</td> </tr> <tr> <td>.XX = ±.02 [.51]</td> <td>± 1/32</td> <td>12 [305] < L ≤ 60 [1524] = +2 [51] / -0</td> </tr> <tr> <td>.XXX = ±.005 [.13]</td> <td>ANGLES ± 1°</td> <td>60 [1524] < L ≤ 120 [3048] = +4 [102] / -0</td> </tr> <tr> <td></td> <td></td> <td>120 [3048] < L ≤ 300 [7620] = +6 [152] / -0</td> </tr> <tr> <td></td> <td></td> <td>300 [7620] < L = +5%L / -0</td> </tr> </table>		.X = ±.2 [.508]	FRACTIONS	L ≤ 12 [305] = +1 [25] / -0	.XX = ±.02 [.51]	± 1/32	12 [305] < L ≤ 60 [1524] = +2 [51] / -0	.XXX = ±.005 [.13]	ANGLES ± 1°	60 [1524] < L ≤ 120 [3048] = +4 [102] / -0			120 [3048] < L ≤ 300 [7620] = +6 [152] / -0			300 [7620] < L = +5%L / -0	<p>THIRD-ANGLE PROJECTION</p>  <p>THE INFORMATION AND DESIGN IN THIS DOCUMENT IS THE PROPERTY OF FAIRVIEW MICROWAVE CORPORATION. ALL RIGHTS RESERVED.</p>
	.X = ±.2 [.508]	FRACTIONS	L ≤ 12 [305] = +1 [25] / -0															
.XX = ±.02 [.51]	± 1/32	12 [305] < L ≤ 60 [1524] = +2 [51] / -0																
.XXX = ±.005 [.13]	ANGLES ± 1°	60 [1524] < L ≤ 120 [3048] = +4 [102] / -0																
		120 [3048] < L ≤ 300 [7620] = +6 [152] / -0																
		300 [7620] < L = +5%L / -0																
<p>TITLE</p> <p>BNC Male to BNC Female Cable in 200 CM Length Using RG223 Coax</p>	<p>ALL DIMENSIONS SHOWN ARE FOR REFERENCE ONLY.</p>		<p>SHEET 1 OF 1</p> <p>SCALE N/A</p>															
<p>SIZE A</p>	<p>CAGE CODE 3FKR5</p>	<p>DRAWN BY MVEERAPPAN</p>	<p>ITEM NO. FMCA2674</p> <p>REV A</p>															

T-Rev.D