

## N Female to BNC Male Cable in 48 Inch Length Using RG223 Coax

The type N female to BNC male cable using RG223 coax, part number FMCA2680-48, from Fairview Microwave is in-stock and ships same day. This Fairview type N to BNC cable assembly has a female to male gender configuration with 50 ohm flexible RG223 coax. Fairview Microwave's flexible RF cable assemblies are ideal for applications where tight bends and continual flexure are required. The FMCA2680-48 type N female to BNC male cable assembly operates to 4 GHz. The double shielding of this Fairview cable assembly provides excellent shielding effectiveness.

Custom versions of most RF cable assemblies can be built and shipped same day. Custom cable assembly lengths can be obtained by specifying the desired length on the web site at time of order or by contacting a sales representative. Other RF cable assembly value added services including connector orientation or clocking, heat shrink booting and labeling are also available. RF testing can also be performed to document the electrical performance of your cable assembly.

### Electrical Specifications

| Description             | Min  | Typ      | Max   | Units        |
|-------------------------|------|----------|-------|--------------|
| Frequency Range         | DC   |          | 4     | GHz          |
| VSWR                    |      |          | 1.4:1 |              |
| Velocity of Propagation |      | 66       |       | %            |
| Capacitance             | 30.8 | [101.05] |       | pF/ft [pF/m] |
| Operating Voltage (AC)  |      |          | 500   | Vrms         |

### Performance by Frequency

| Description           | F1   | F2   | F3   | F4   | F5   | Units |
|-----------------------|------|------|------|------|------|-------|
| Frequency             | 0.1  | 0.25 | 0.5  | 1    | 4    | GHz   |
| Insertion Loss (Typ.) | 0.36 | 0.45 | 0.56 | 0.74 | 1.37 | dB/ft |
|                       | 1.18 | 1.48 | 1.84 | 2.43 | 4.49 | dB/m  |

#### Electrical Specification Notes:

The Insertion Loss data above is based on the performance specifications of the coax and connectors used in this assembly. The Insertion Loss includes an estimated insertion loss of 0.1 dB per connector.

### Mechanical Specifications

#### Cable Assembly

Length\* 48 in [121.92 cm]  
 Weight 0.2 lbs [90.72 g]

#### Cable

Cable Type RG223  
 Impedance 50 Ohms  
 Inner Conductor Type Solid  
 Inner Conductor Material and Plating Copper, Silver  
 Dielectric Type PE  
 Number of Shields 2  
 Shield Layer 1 Silver Plated Copper Braid



### Configuration:

- N Female
- BNC Male
- RG223

### Features:

- Max Frequency 4 GHz
- 66% Phase Velocity
- Double Shielded
- PVC Jacket

### Applications:

- General Purpose
- Laboratory Use

Fairview Microwave  
 301 Leora Ln., Suite 100  
 Lewisville, TX 75056  
 Tel: 1-800-715-4396 / (972) 649-6678  
 Fax: (972) 649-6689  
[www.fairviewmicrowave.com](http://www.fairviewmicrowave.com)  
[sales@fairviewmicrowave.com](mailto:sales@fairviewmicrowave.com)

Shield Layer 2 Silver Plated Copper Braid  
 Jacket Material PVC, Black  
 Jacket Diameter 0.21 in [5.33 mm]  
 One Time Minimum Bend Radius 1 in [25.4 mm]

**Connectors**

| Description                | Connector 1      | Connector 2      |
|----------------------------|------------------|------------------|
| Type                       | N Female         | BNC Male         |
| Specification              | MIL-STD-348A     | MIL-STD-348A     |
| Impedance                  | 50 Ohms          | 50 Ohms          |
| Contact Material & Plating | Brass, Gold      | Brass, Gold      |
| Contact Plating Spec.      | 30μ in. minimum  | 30μ in. minimum  |
| Dielectric Type            | Teflon           | Teflon           |
| Body Material & Plating    | Brass, Nickel    | Brass, Nickel    |
| Body Plating Spec.         | 100μ in. minimum | 100μ in. minimum |

**Compliance Certifications** (see [product page](#) for current document)

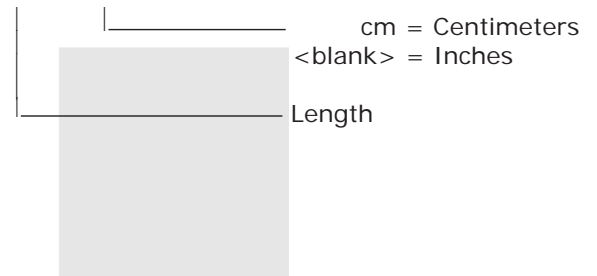
**Plotted and Other Data**

- Notes:
- Values at 25°C, sea level.

**How to Order**

Part Number Configuration: **FMCA2680 - xx uu**

Example: FMCA2680-12 = 12 inches long cable  
 FMCA2680-100cm = 100 cm long cable



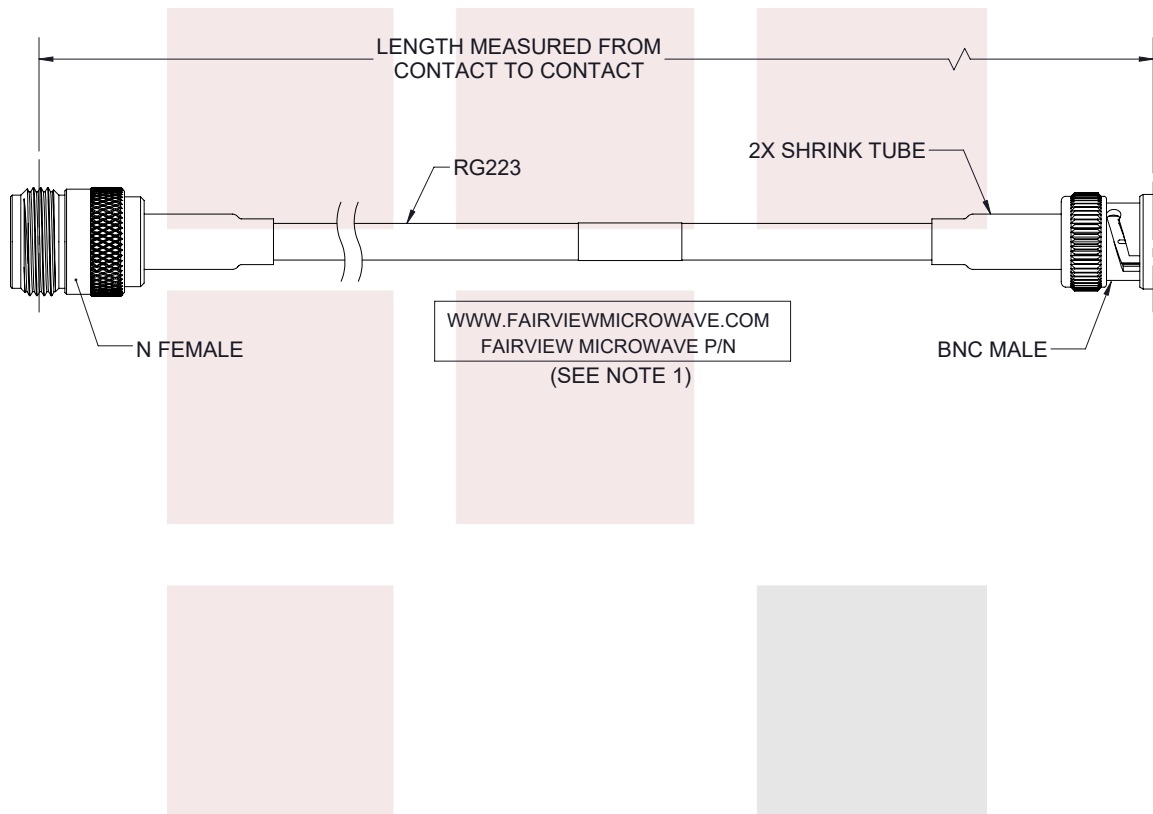
N Female to BNC Male Cable in 48 Inch Length Using RG223 Coax from Fairview Microwave has same day shipment for domestic and International orders. Our RF, microwave and millimeter wave products maintain a 99% availability and are part of the broadest selection in the industry.

Click the following link to obtain additional part information: [N Female to BNC Male Cable in 48 Inch Length Using RG223 Coax FMCA2680-48](#)

URL: <https://www.fairviewmicrowave.com/n-female-to-bnc-male-cable-rg223-coax-in-48-inch-and-rohs-fmca2680-48-p.aspx>



The information contained in this document is accurate to the best of our knowledge and representative of the part described herein. It may be necessary to make modifications to the part and/or the documentation of the part, in order to implement improvements. Fairview Microwave reserves the right to make such changes as required. Unless otherwise stated, all specifications are nominal. Fairview Microwave does not make any representation or warranty regarding the suitability of the part described herein for any particular purpose, and Fairview Microwave does not assume any liability arising out of the use of any part or documentation.

| REVISIONS |                 |           |          |
|-----------|-----------------|-----------|----------|
| REV.      | DESCRIPTION     | DATE      | APPROVED |
| A         | INITIAL RELEASE | 2/21/2022 | AGANWANI |



- NOTES:  
1. CABLES 36" AND UNDER HAVE 1 LABEL CENTERED.  
CABLES OVER 36" HAVE 2 LABELS, ONE AT EACH END 6.0" FROM THE FRONT OF THE CONNECTOR.

THESE COMMODITIES, TECHNOLOGY OR SOFTWARE WERE EXPORTED FROM THE UNITED STATES IN ACCORDANCE WITH THE EXPORT ADMINISTRATION REGULATIONS. DIVERSION CONTRARY TO U.S. LAW PROHIBITED.

|   |   |   |  |
|---|---|---|--|
| <br><b>Fairview Microwave</b><br>an INFINIT <sup>®</sup> brand | UNLESS OTHERWISE SPECIFIED LEADING DIMENSIONS ARE INCHES<br>DIMENSIONS IN [ ] ARE MILLIMETERS                 |   | THIRD-ANGLE PROJECTION<br><br>THE INFORMATION AND DESIGN IN THIS DOCUMENT IS THE PROPERTY OF FAIRVIEW MICROWAVE CORPORATION. ALL RIGHTS RESERVED. |
|   | TOLERANCES:<br>.X = ±.2 [ .51]    FRACTIONS ± 1/32<br>.XX = ±.02 [ .51]    ANGLES ± 1°<br>.XXX = ±.005 [ .13] | CABLE LENGTH (L) TOLERANCES:<br>L ≤ 12 [305] = +1 [25] / -0<br>12 [305] < L ≤ 60 [1524] = +2 [51] / -0<br>60 [1524] < L ≤ 120 [3048] = +4 [102] / -0<br>120 [3048] < L ≤ 300 [7620] = +6 [152] / -0<br>300 [7620] < L = +5%L / -0 |  |
| TITLE<br>N Female to BNC Male Cable in 48 Inch Length Using RG223 Coax  |   |   | SCALE<br>N/A   |
| ALL DIMENSIONS SHOWN ARE FOR REFERENCE ONLY.  | SIZE<br>A   | CAGE CODE<br>3FKR5  | DRAWN BY<br>MVEERAPPAN   |
| ITEM NO.<br>FMCA2680  |   | REV<br>A  |  |

T-Rev.D