

SMA Male Right Angle to N Female Bulkhead Cable in 48 Inch Length Using RG223 Coax

The RA SMA male to type N female bulkhead cable using RG223 coax, part number FMCA2737-48, from Fairview Microwave is in-stock and ships same day. This Fairview SMA to type N cable assembly has a male to female gender configuration with 50 ohm flexible RG223 coax. Fairview Microwave's flexible RF cable assemblies are ideal for applications where tight bends and continual flexure are required. The FMCA2737-48 SMA male to type N female cable assembly operates to 5.8 GHz. The right angle SMA interface on the RG223 cable allows for easier connections in tight spaces. Our RF cable assembly with type N bulkhead interface allows designers to create external connections on their product enclosures, and can be used in a variety of other rack mount and panel mount applications. The double shielding of this Fairview cable assembly provides excellent shielding effectiveness.

Custom versions of most RF cable assemblies can be built and shipped same day. Custom cable assembly lengths can be obtained by specifying the desired length on the web site at time of order or by contacting a sales representative. Other RF cable assembly value added services including connector orientation or clocking, heat shrink booting and labeling are also available. RF testing can also be performed to document the electrical performance of your cable assembly.

Electrical Specifications

| Description | Min | Typ | Max | Units |
|-------------------------|-----|---------------|-------|--------------|
| Frequency Range | DC | | 5.8 | GHz |
| VSWR | | | 1.4:1 | |
| Velocity of Propagation | | 66 | | % |
| Capacitance | | 30.8 [101.05] | | pF/ft [pF/m] |
| Operating Voltage (AC) | | | 500 | Vrms |

Performance by Frequency

| Description | F1 | F2 | F3 | F4 | F5 | Units |
|-----------------------|------|------|------|------|------|-------|
| Frequency | 0.25 | 0.5 | 1 | 2.5 | 5.8 | GHz |
| Insertion Loss (Typ.) | 0.55 | 0.66 | 0.84 | 1.18 | 1.75 | dB/ft |
| | 1.8 | 2.17 | 2.76 | 3.87 | 5.74 | dB/m |

Electrical Specification Notes:

The Insertion Loss data above is based on the performance specifications of the coax cable and connectors used in this assembly. The Insertion Loss includes an estimated insertion loss of 0.1 dB for the straight connector and 0.2 dB for the right angle connector.

Mechanical Specifications

Cable Assembly

Length* 48 in [121.92 cm]
 Weight 0.241 lbs [109.32 g]

Cable

Cable Type RG223
 Impedance 50 Ohms



Configuration:

- SMA Male Right Angle
- N Female Bulkhead
- RG223

Features:

- Max Frequency 5.8 GHz
- 66% Phase Velocity
- Double Shielded
- PVC Jacket

Applications:

- General Purpose
- Laboratory Use

Fairview Microwave
 301 Leora Ln., Suite 100
 Lewisville, TX 75056
 Tel: 1-800-715-4396 / (972) 649-6678
 Fax: (972) 649-6689
www.fairviewmicrowave.com
sales@fairviewmicrowave.com

| | |
|--------------------------------------|----------------------------|
| Inner Conductor Type | Solid |
| Inner Conductor Material and Plating | Copper, Silver |
| Dielectric Type | PE |
| Number of Shields | 2 |
| Shield Layer 1 | Silver Plated Copper Braid |
| Shield Layer 2 | Silver Plated Copper Braid |
| Jacket Material | PVC, Black |
| Jacket Diameter | 0.209 in [5.31 mm] |
| Repeated Minimum Bend Radius | 1 in [25.4 mm] |

Connectors

| Description | Connector 1 | Connector 2 |
|---------------------------------|------------------|-----------------|
| Type | SMA Male | N Female |
| Mount Method | | Bulkhead |
| Specification | MIL-STD-348A | MIL-STD-348A |
| Impedance | 50 Ohms | 50 Ohms |
| Contact Material & Plating | Brass, Gold | Brass, Gold |
| Contact Plating Spec. | 50 µin minimum | 30 µin minimum |
| Dielectric Type | PTFE | PTFE |
| Outer Cond Material & Plating | | Brass, Nickel |
| Outer Cond Plating Spec. | | 100 µin minimum |
| Body Material & Plating | Brass, Nickel | Brass, Nickel |
| Body Plating Spec. | 100 µin minimum | 100 µin minimum |
| Coupling Nut Material & Plating | Brass, Nickel | |
| Coupling Nut Plating Spec. | 100 µin minimum | |
| Hex Size | 5/16 inch | |
| Torque | 3 in-lbs 0.34 Nm | |

Environmental Specifications

Temperature

Operating Range -40 to +80 deg C

Compliance Certifications (see [product page](#) for current document)

Plotted and Other Data

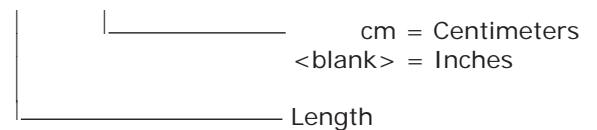
Notes:

- Values at 25°C, sea level.

How to Order

Part Number Configuration:

FMCA2737 - xx uu




Example: FMCA2737-12 = 12 inches long cable
 FMCA2737-100cm = 100 cm long cable

SMA Male Right Angle to N Female Bulkhead Cable in 48 Inch Length Using RG223 Coax from Fairview Microwave has same day shipment for domestic and International orders. Our RF, microwave and millimeter wave products maintain a 99% availability and are part of the broadest selection in the industry.

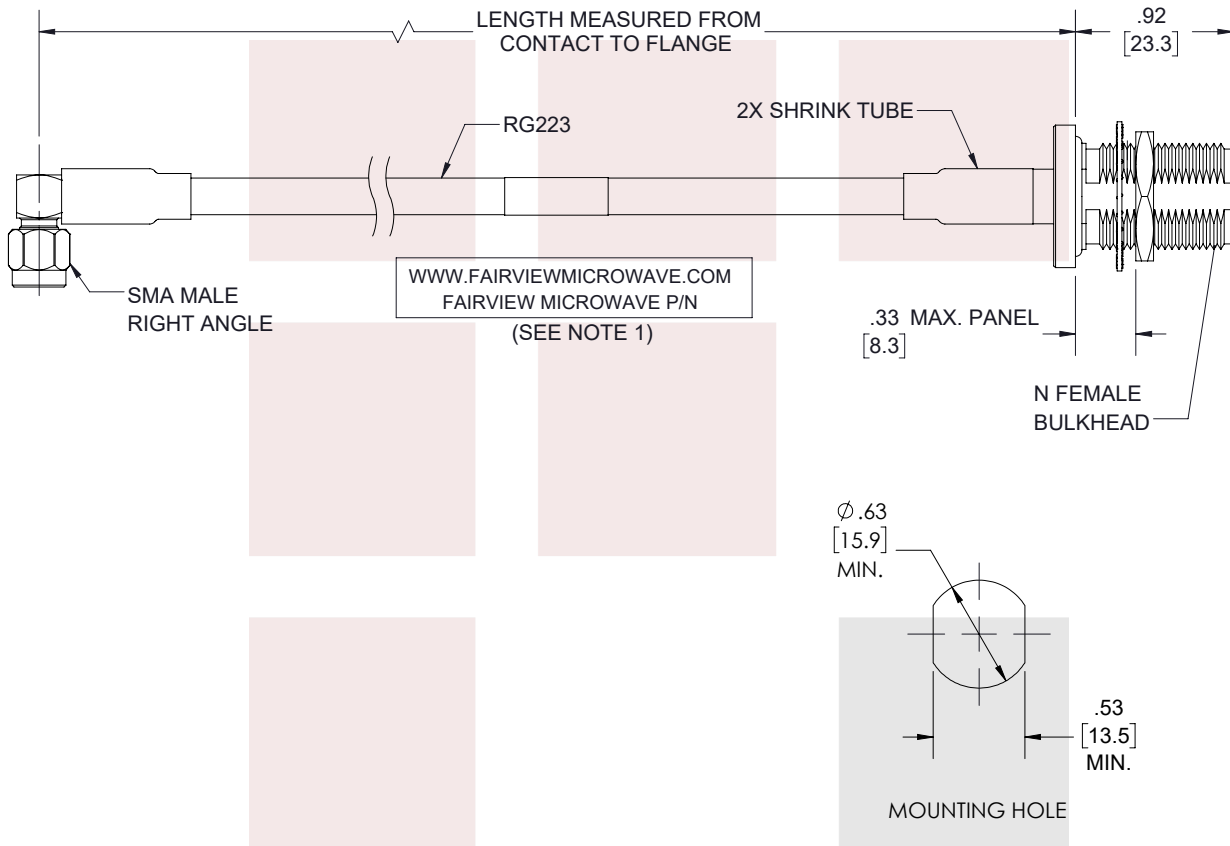
Click the following link to obtain additional part information: [SMA Male Right Angle to N Female Bulkhead Cable in 48 Inch Length Using RG223 Coax FMCA2737-48](#)

URL: <https://www.fairviewmicrowave.com/ra-sma-male-to-n-female-bulkhead-cable-rg223-coax-in-48-inch-and-rohs-fmca2737-48-p.aspx>

The information contained in this document is accurate to the best of our knowledge and representative of the part described herein. It may be necessary to make modifications to the part and/or the documentation of the part, in order to implement improvements. Fairview Microwave reserves the right to make such changes as required. Unless otherwise stated, all specifications are nominal. Fairview Microwave does not make any representation or warranty regarding the suitability of the part described herein for any particular purpose, and Fairview Microwave does not assume any liability arising out of the use of any part or documentation.



| REVISIONS | | | |
|-----------|-----------------|-----------|----------|
| REV. | DESCRIPTION | DATE | APPROVED |
| A | INITIAL RELEASE | 2/21/2022 | AGANWANI |



- NOTES:
1. CABLES 36" AND UNDER HAVE 1 LABEL CENTERED. CABLES OVER 36" HAVE 2 LABELS, ONE AT EACH END 6.0" FROM THE FRONT OF THE CONNECTOR.

THESE COMMODITIES, TECHNOLOGY OR SOFTWARE WERE EXPORTED FROM THE UNITED STATES IN ACCORDANCE WITH THE EXPORT ADMINISTRATION REGULATIONS. DIVERSION CONTRARY TO U.S. LAW PROHIBITED.

| | | | | | | | | | | | | | | | | | | |
|--|--|---|-----------------------------|-----------|-----------------------------|------------------|--------|---|--------------------|-------------|--|--|--|---|--|--|----------------------------|--|
| <p>Fairview Microwave an INFINIT[®] brand</p> | <p>UNLESS OTHERWISE SPECIFIED LEADING DIMENSIONS ARE INCHES DIMENSIONS IN [] ARE MILLIMETERS</p> <p>TOLERANCES: CABLE LENGTH (L) TOLERANCES:</p> <table border="0"> <tr> <td>.X = ±.2 [5.08]</td> <td>FRACTIONS</td> <td>L ≤ 12 [305] = +1 [25] / -0</td> </tr> <tr> <td>.XX = ±.02 [.51]</td> <td>± 1/32</td> <td>12 [305] < L ≤ 60 [1524] = +2 [51] / -0</td> </tr> <tr> <td>.XXX = ±.005 [.13]</td> <td>ANGLES ± 1°</td> <td>60 [1524] < L ≤ 120 [3048] = +4 [102] / -0</td> </tr> <tr> <td></td> <td></td> <td>120 [3048] < L ≤ 300 [7620] = +6 [152] / -0</td> </tr> <tr> <td></td> <td></td> <td>300 [7620] < L = +5%L / -0</td> </tr> </table> | | .X = ±.2 [5.08] | FRACTIONS | L ≤ 12 [305] = +1 [25] / -0 | .XX = ±.02 [.51] | ± 1/32 | 12 [305] < L ≤ 60 [1524] = +2 [51] / -0 | .XXX = ±.005 [.13] | ANGLES ± 1° | 60 [1524] < L ≤ 120 [3048] = +4 [102] / -0 | | | 120 [3048] < L ≤ 300 [7620] = +6 [152] / -0 | | | 300 [7620] < L = +5%L / -0 | <p>THIRD-ANGLE PROJECTION</p> <p>THE INFORMATION AND DESIGN IN THIS DOCUMENT IS THE PROPERTY OF FAIRVIEW MICROWAVE CORPORATION. ALL RIGHTS RESERVED.</p> <p>SHEET 1 OF 1</p> |
| | .X = ±.2 [5.08] | FRACTIONS | L ≤ 12 [305] = +1 [25] / -0 | | | | | | | | | | | | | | | |
| .XX = ±.02 [.51] | ± 1/32 | 12 [305] < L ≤ 60 [1524] = +2 [51] / -0 | | | | | | | | | | | | | | | | |
| .XXX = ±.005 [.13] | ANGLES ± 1° | 60 [1524] < L ≤ 120 [3048] = +4 [102] / -0 | | | | | | | | | | | | | | | | |
| | | 120 [3048] < L ≤ 300 [7620] = +6 [152] / -0 | | | | | | | | | | | | | | | | |
| | | 300 [7620] < L = +5%L / -0 | | | | | | | | | | | | | | | | |
| <p>TITLE</p> <p>SMA Male Right Angle to N Female Bulkhead Cable in 48 Inch Length Using RG223 Coax</p> | <p>ALL DIMENSIONS SHOWN ARE FOR REFERENCE ONLY.</p> <p>SCALE N/A</p> | | <p>ITEM NO. FMCA2737</p> | | | | | | | | | | | | | | | |
| <p>SIZE A</p> | <p>CAGE CODE 3FKR5</p> | <p>DRAWN BY MVEERAPPAN</p> | <p>REV A</p> | | | | | | | | | | | | | | | |

T-Rev.D