

## SMA Male Right Angle to N Female Bulkhead Cable Using RG223 Coax

The RA SMA male to type N female bulkhead cable using RG223 coax, part number FMCA2737, from Fairview Microwave is in-stock and ships same day. This Fairview SMA to type N cable assembly has a male to female gender configuration with 50 ohm flexible RG223 coax. Fairview Microwave's flexible RF cable assemblies are ideal for applications where tight bends and continual flexure are required. The FMCA2737 SMA male to type N female cable assembly operates to 5.8 GHz. The right angle SMA interface on the RG223 cable allows for easier connections in tight spaces. Our RF cable assembly with type N bulkhead interface allows designers to create external connections on their product enclosures, and can be used in a variety of other rack mount and panel mount applications. The double shielding of this Fairview cable assembly provides excellent shielding effectiveness.

Custom versions of most RF cable assemblies can be built and shipped same day. Custom cable assembly lengths can be obtained by specifying the desired length on the web site at time of order or by contacting a sales representative. Other RF cable assembly value added services including connector orientation or clocking, heat shrink booting and labeling are also available. RF testing can also be performed to document the electrical performance of your cable assembly.

### Electrical Specifications

Description	Min	Typ	Max	Units
Frequency Range	DC		5.8	GHz
VSWR			1.4:1	
Velocity of Propagation		66		%
Capacitance		30.8 [101.05]		pF/ft [pF/m]
Operating Voltage (AC)			500	Vrms

### Performance by Frequency

Description	F1	F2	F3	F4	F5	Units
Frequency	0.25	0.5	1	2.5	5.8	GHz
Insertion Loss (Typ.)	0.061	0.09	0.134	0.219	0.362	dB/ft
	0.2	0.3	0.44	0.72	1.19	dB/m

### Electrical Specification Notes:

Insertion Loss does not include the loss of the connectors. Insertion Loss is estimated as 0.1 dB for the straight connector and 0.2 dB for the right angle connector.

### Mechanical Specifications

#### Cable Assembly

Weight 0.148 lbs [67.13 g]

#### Cable

Cable Type RG223  
 Impedance 50 Ohms  
 Inner Conductor Type Solid  
 Inner Conductor Material and Plating Copper, Silver  
 Dielectric Type PE



### Configuration:

- SMA Male Right Angle
- N Female Bulkhead
- RG223

### Features:

- Max Frequency 5.8 GHz
- 66% Phase Velocity
- Double Shielded
- PVC Jacket

### Applications:

- General Purpose
- Laboratory Use

Fairview Microwave  
 301 Leora Ln., Suite 100  
 Lewisville, TX 75056  
 Tel: 1-800-715-4396 / (972) 649-6678  
 Fax: (972) 649-6689  
[www.fairviewmicrowave.com](http://www.fairviewmicrowave.com)  
[sales@fairviewmicrowave.com](mailto:sales@fairviewmicrowave.com)

Number of Shields	2
Shield Layer 1	Silver Plated Copper Braid
Shield Layer 2	Silver Plated Copper Braid
Jacket Material	PVC, Black
Jacket Diameter	0.209 in [5.31 mm]
Repeated Minimum Bend Radius	1 in [25.4 mm]

**Connectors**

Description	Connector 1	Connector 2
Type	SMA Male	N Female
Mount Method		Bulkhead
Specification	MIL-STD-348A	MIL-STD-348A
Impedance	50 Ohms	50 Ohms
Contact Material & Plating	Brass, Gold	Brass, Gold
Contact Plating Spec.	50 µin minimum	30 µin minimum
Dielectric Type	PTFE	PTFE
Outer Cond Material & Plating		Brass, Nickel
Outer Cond Plating Spec.		100 µin minimum
Body Material & Plating	Brass, Nickel	Brass, Nickel
Body Plating Spec.	100 µin minimum	100 µin minimum
Coupling Nut Material & Plating	Brass, Nickel	
Coupling Nut Plating Spec.	100 µin minimum	
Hex Size	5/16 inch	
Torque	3 in-lbs 0.34 Nm	

**Environmental Specifications**
**Temperature**

Operating Range -40 to +80 deg C

**Compliance Certifications** (see [product page](#) for current document)

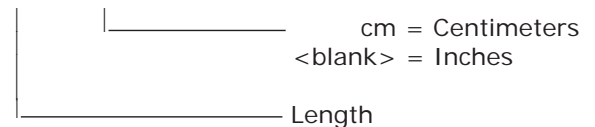
**Plotted and Other Data**

Notes:

- Values at 25°C, sea level.

**How to Order**

Part Number Configuration:


**FMCA2737 - xx uu**

 Example: FMCA2737-12 = 12 inches long cable  
 FMCA2737-100cm = 100 cm long cable

SMA Male Right Angle to N Female Bulkhead Cable Using RG223 Coax from Fairview Microwave has same day shipment for domestic and International orders. Our RF, microwave and millimeter wave products maintain a 99% availability and are part of the broadest selection in the industry.

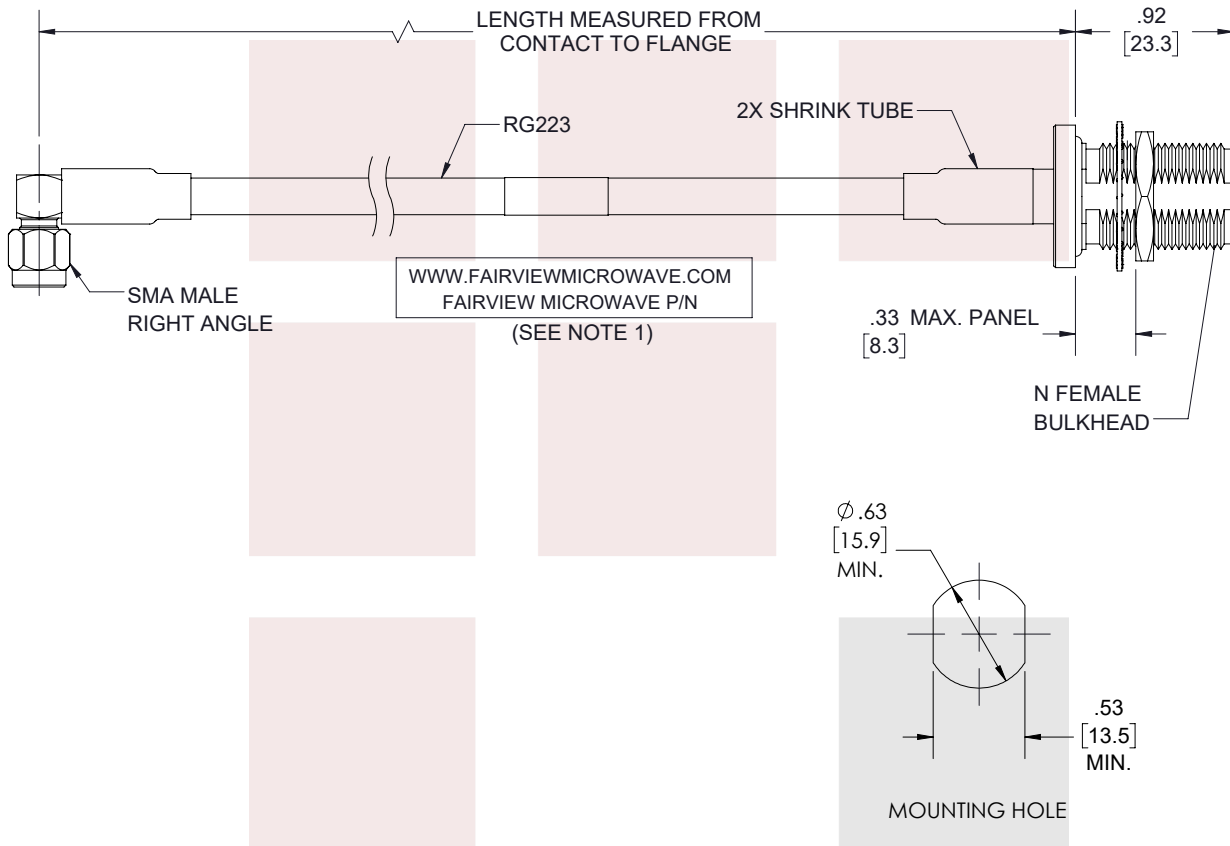
Click the following link to obtain additional part information: [SMA Male Right Angle to N Female Bulkhead Cable Using RG223 Coax FMCA2737](#)

URL: <https://www.fairviewmicrowave.com/ra-sma-male-to-n-female-bulkhead-cable-rg223-coax-and-rohs-fmca2737-p.aspx>

The information contained in this document is accurate to the best of our knowledge and representative of the part described herein. It may be necessary to make modifications to the part and/or the documentation of the part, in order to implement improvements. Fairview Microwave reserves the right to make such changes as required. Unless otherwise stated, all specifications are nominal. Fairview Microwave does not make any representation or warranty regarding the suitability of the part described herein for any particular purpose, and Fairview Microwave does not assume any liability arising out of the use of any part or documentation.



REVISIONS			
REV.	DESCRIPTION	DATE	APPROVED
A	INITIAL RELEASE	2/21/2022	AGANWANI



- NOTES:  
1. CABLES 36" AND UNDER HAVE 1 LABEL CENTERED.  
CABLES OVER 36" HAVE 2 LABELS, ONE AT EACH END  
6.0" FROM THE FRONT OF THE CONNECTOR.

THESE COMMODITIES, TECHNOLOGY OR SOFTWARE WERE EXPORTED FROM THE UNITED STATES IN ACCORDANCE WITH THE EXPORT ADMINISTRATION REGULATIONS. DIVERSION CONTRARY TO U.S. LAW PROHIBITED.

<p><b>Fairview Microwave</b> an INFINIT<sup>®</sup> brand</p>	<p>UNLESS OTHERWISE SPECIFIED LEADING DIMENSIONS ARE INCHES DIMENSIONS IN [ ] ARE MILLIMETERS</p> <p>TOLERANCES: CABLE LENGTH (L) TOLERANCES:</p> <table border="0"> <tr> <td>.X = ±.2 [5.08]</td> <td>FRACTIONS</td> <td>L ≤ 12 [305] = +1 [25] / -0</td> </tr> <tr> <td>.XX = ±.02 [.51]</td> <td>± 1/32</td> <td>12 [305] &lt; L ≤ 60 [1524] = +2 [51] / -0</td> </tr> <tr> <td>.XXX = ±.005 [.13]</td> <td>ANGLES ± 1°</td> <td>60 [1524] &lt; L ≤ 120 [3048] = +4 [102] / -0</td> </tr> <tr> <td></td> <td></td> <td>120 [3048] &lt; L ≤ 300 [7620] = +6 [152] / -0</td> </tr> <tr> <td></td> <td></td> <td>300 [7620] &lt; L = +5%L / -0</td> </tr> </table>		.X = ±.2 [5.08]	FRACTIONS	L ≤ 12 [305] = +1 [25] / -0	.XX = ±.02 [.51]	± 1/32	12 [305] < L ≤ 60 [1524] = +2 [51] / -0	.XXX = ±.005 [.13]	ANGLES ± 1°	60 [1524] < L ≤ 120 [3048] = +4 [102] / -0			120 [3048] < L ≤ 300 [7620] = +6 [152] / -0			300 [7620] < L = +5%L / -0	<p>THIRD-ANGLE PROJECTION</p> <p>THE INFORMATION AND DESIGN IN THIS DOCUMENT IS THE PROPERTY OF FAIRVIEW MICROWAVE CORPORATION. ALL RIGHTS RESERVED.</p>
	.X = ±.2 [5.08]	FRACTIONS	L ≤ 12 [305] = +1 [25] / -0															
.XX = ±.02 [.51]	± 1/32	12 [305] < L ≤ 60 [1524] = +2 [51] / -0																
.XXX = ±.005 [.13]	ANGLES ± 1°	60 [1524] < L ≤ 120 [3048] = +4 [102] / -0																
		120 [3048] < L ≤ 300 [7620] = +6 [152] / -0																
		300 [7620] < L = +5%L / -0																
<p>TITLE</p> <p>SMA Male Right Angle to N Female Bulkhead Cable Using RG223 Coax</p>	<p>ALL DIMENSIONS SHOWN ARE FOR REFERENCE ONLY.</p>	<p>SHEET 1 OF 1</p> <p>SCALE N/A</p>																
<p>SIZE A</p>	<p>CAGE CODE 3FKR5</p>	<p>DRAWN BY MVEERAPPAN</p>	<p>ITEM NO. FMCA2737</p>															
			<p>REV A</p>															

T-Rev.D