

## N Female to TNC Male Right Angle Cable in 12 Inch Length Using RG223 Coax

The type N female to RA TNC male cable using RG223 coax, part number FMCA2769-12, from Fairview Microwave is in-stock and ships same day. This Fairview type N to TNC cable assembly has a female to male gender configuration with 50 ohm flexible RG223 coax. Fairview Microwave's flexible RF cable assemblies are ideal for applications where tight bends and continual flexure are required. The FMCA2769-12 type N female to TNC male cable assembly operates to 3 GHz. The right angle TNC interface on the RG223 cable allows for easier connections in tight spaces. The double shielding of this Fairview cable assembly provides excellent shielding effectiveness.

Custom versions of most RF cable assemblies can be built and shipped same day. Custom cable assembly lengths can be obtained by specifying the desired length on the web site at time of order or by contacting a sales representative. Other RF cable assembly value added services including connector orientation or clocking, heat shrink booting and labeling are also available. RF testing can also be performed to document the electrical performance of your cable assembly.

### Electrical Specifications

Description	Min	Typ	Max	Units
Frequency Range	DC		3	GHz
Velocity of Propagation		66		%
Capacitance		30.8 [101.05]		pF/ft [pF/m]
Operating Voltage (AC)			500	Vrms

### Performance by Frequency

Description	F1	F2	F3	F4	F5	Units
Frequency	0.1	0.25	0.5	1	3	GHz
Insertion Loss (Typ.)	0.34	0.37	0.39	0.44	0.55	dB/ft
	1.12	1.21	1.28	1.44	1.8	dB/m

#### Electrical Specification Notes:

The Insertion Loss data above is based on the performance specifications of the coax cable and connectors used in this assembly. The Insertion Loss includes an estimated insertion loss of 0.1 dB for the straight connector and 0.2 dB for the right angle connector.

### Mechanical Specifications

#### Cable Assembly

Length*	12 in [304.8 mm]
Weight	0.04 lbs [18.14 g]

#### Cable

Cable Type	RG223
Impedance	50 Ohms
Inner Conductor Type	Solid
Inner Conductor Material and Plating	Copper, Silver
Dielectric Type	PE
Number of Shields	2



### Configuration:

- N Female
- TNC Male Right Angle
- RG223

### Features:

- Max Frequency 3 GHz
- 66% Phase Velocity
- Double Shielded
- PVC Jacket

### Applications:

- General Purpose
- Laboratory Use

Fairview Microwave  
 301 Leora Ln., Suite 100  
 Lewisville, TX 75056  
 Tel: 1-800-715-4396 / (972) 649-6678  
 Fax: (972) 649-6689  
[www.fairviewmicrowave.com](http://www.fairviewmicrowave.com)  
[sales@fairviewmicrowave.com](mailto:sales@fairviewmicrowave.com)

Shield Layer 1	Silver Plated Copper Braid
Shield Layer 2	Silver Plated Copper Braid
Jacket Material	PVC, Black
Jacket Diameter	0.21 in [5.33 mm]

One Time Minimum Bend Radius      1 in [25.4 mm]

### Connectors

Description	Connector 1	Connector 2
Type	N Female	TNC Male
Specification	MIL-STD-348A	MIL-STD-348A
Impedance	50 Ohms	50 Ohms
Contact Material & Plating	Brass, Gold	Brass, Gold
Contact Plating Spec.	30μ in. minimum	30μ in. minimum
Dielectric Type	Teflon	Teflon
Body Material & Plating	Brass, Nickel	Brass, Nickel
Body Plating Spec.	100μ in. minimum	100μ in. minimum
Coupling Nut Material & Plating		Brass, Nickel
Coupling Nut Plating Spec.		100μ in. minimum

**Compliance Certifications** (see [product page](#) for current document)

### Plotted and Other Data

Notes:

- Values at 25°C, sea level.

### How to Order

Part Number Configuration:

**FMCA2769 - xx uu**

cm = Centimeters  
 <blank> = Inches  
 Length

Example: FMCA2769-12 = 12 inches long cable  
 FMCA2769-100cm = 100 cm long cable

N Female to TNC Male Right Angle Cable in 12 Inch Length Using RG223 Coax from Fairview Microwave has same day shipment for domestic and International orders. Our RF, microwave and millimeter wave products maintain a 99% availability and are part of the broadest selection in the industry.

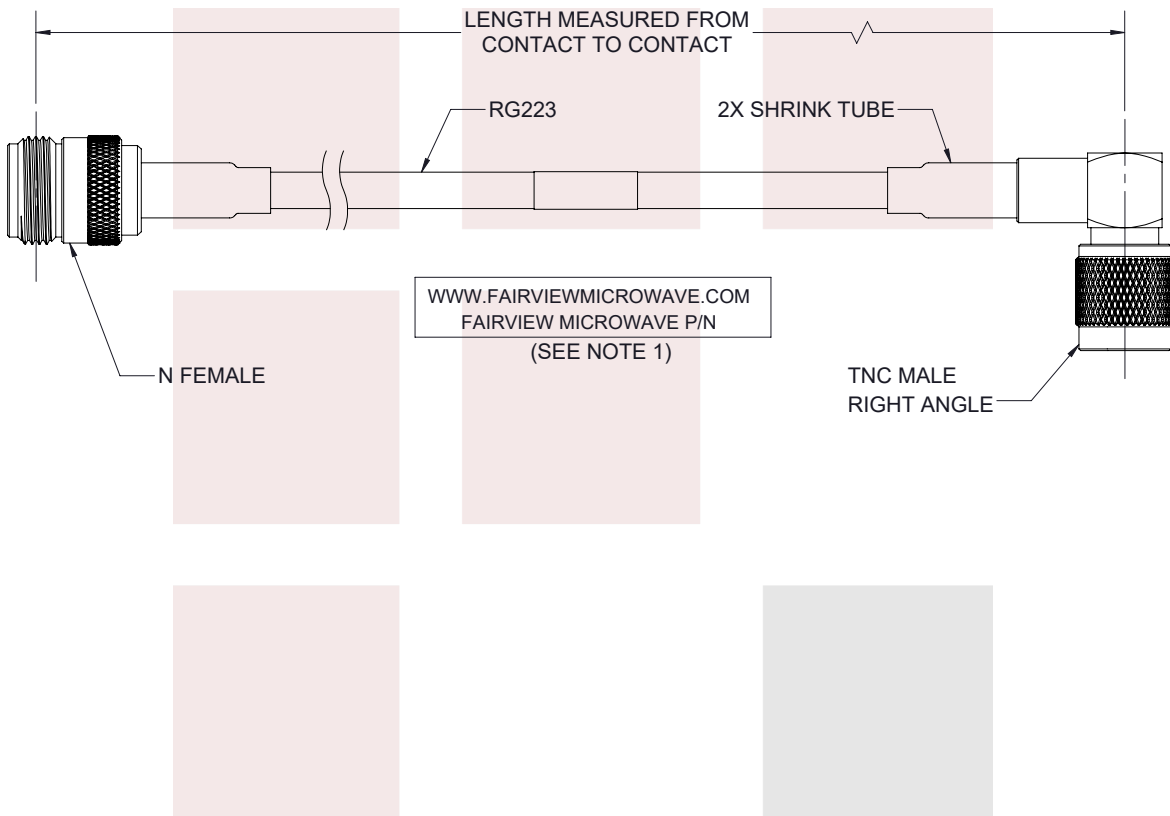
Click the following link to obtain additional part information: [N Female to TNC Male Right Angle Cable in 12 Inch Length Using RG223 Coax FMCA2769-12](#)

URL: <https://www.fairviewmicrowave.com/n-female-to-ra-tnc-male-cable-rg223-coax-in-12-inch-and-rohs-fmca2769-12-p.aspx>

The information contained in this document is accurate to the best of our knowledge and representative of the part described herein. It may be necessary to make modifications to the part and/or the documentation of the part, in order to implement improvements. Fairview Microwave reserves the right to make such changes as required. Unless otherwise stated, all specifications are nominal. Fairview Microwave does not make any representation or warranty regarding the suitability of the part described herein for any particular purpose, and Fairview Microwave does not assume any liability arising out of the use of any part or documentation.





REVISIONS			
REV.	DESCRIPTION	DATE	APPROVED
A	INITIAL RELEASE	02/21/2022	AGANWANI



- NOTES:  
1. CABLES 36" AND UNDER HAVE 1 LABEL CENTERED. CABLES OVER 36" HAVE 2 LABELS, ONE AT EACH END 6.0" FROM THE FRONT OF THE CONNECTOR.

THESE COMMODITIES, TECHNOLOGY OR SOFTWARE WERE EXPORTED FROM THE UNITED STATES IN ACCORDANCE WITH THE EXPORT ADMINISTRATION REGULATIONS. DIVERSION CONTRARY TO U.S. LAW PROHIBITED.

 <p>TITLE</p> <p>N Female to TNC Male Right Angle Cable in 12 Inch Length Using RG223 Coax</p>	<p>UNLESS OTHERWISE SPECIFIED LEADING DIMENSIONS ARE INCHES DIMENSIONS IN [ ] ARE MILLIMETERS</p> <p>TOLERANCES:</p> <p>.X = ±.2 [ .51]    FRACTIONS ± 1/32 .XX = ±.02 [ .51]    ANGLES ± 1° .XXX = ±.005 [ .13]</p> <p>CABLE LENGTH (L) TOLERANCES:</p> <p>L ≤ 12 [305] = +1 [25] / -0 12 [305] &lt; L ≤ 60 [1524] = +2 [51] / -0 60 [1524] &lt; L ≤ 120 [3048] = +4 [102] / -0 120 [3048] &lt; L ≤ 300 [7620] = +6 [152] / -0 300 [7620] &lt; L = +5%L / -0</p>		<p>THIRD-ANGLE PROJECTION</p>  <p>THE INFORMATION AND DESIGN IN THIS DOCUMENT IS THE PROPERTY OF FAIRVIEW MICROWAVE CORPORATION. ALL RIGHTS RESERVED.</p> <p>SHEET 1 OF 1</p>
	<p>ALL DIMENSIONS SHOWN ARE FOR REFERENCE ONLY.</p> <p>SCALE N/A</p>		<p>SIZE A    CAGE CODE 3FKR5    DRAWN BY MVEERAPPAN    ITEM NO. FMCA2769    REV A</p>

T-Rev.D