

N Female (Jack) Bulkhead Connector for FM-SR141ALTN, FM-SR141TB, FM-SR141TBJ, FM-SR141CUTN, FM-SR141CU Cable, Solder

Type N Female Bulkhead Standard Bulkhead Connector Solder/Solder Attachment for FM-SR141ALTN, FM-SR141TB, FM-SR141TBJ, FM-SR141CUTN and FM-SR141CU Cable, part number FMCN1598, from Fairview Microwave is in-stock and ships same day. This type N female connector operates up to a maximum frequency of 11 GHz. Fairview's FMCN1598 bulkhead type N connector enables designers to make external connections on product enclosures, and can be used in a variety of other rack mount and panel mount applications.

Fairview's type N female bulkhead connector FMCN1598 datasheet specifications and outline drawing are shown in this PDF below. Our extensive offering of RF, microwave and millimeter wave connectors allows designers to configure and customize their signal connections however they like. From providing an I/O for a board design to creating a custom cable assembly configuration, Fairview Microwave has a connector solution to meet your needs. Fairview Microwave also has the expertise to build your custom cable assemblies for you and ship them same-day.

Electrical Specifications

Description	Min	Typ	Max	Units
Frequency Range	DC		11	GHz

Mechanical Specifications

Size	
Length	1.173 in [29.79 mm]
Width/Dia.	0.866 in [22.00 mm]
Weight	0.09 lbs [40.82 g]

Material Specifications

Description	Material	Plating
Contact	Phosphor Bronze	Gold over Nickel
Insulation	PTFE	
Body	Brass	Nickel

Compliance Certifications (see [product page](#) for current document)

Plotted and Other Data

Notes:



Configuration:

- N Female Connector
- 50 Ohms
- Straight Body Geometry
- FM-SR141ALTN, FM-SR141TB, FM-SR141TBJ, FM-SR141CUTN, FM-SR141CU Interface Type
- Solder/Solder Attachment
- Bulkhead

Features:

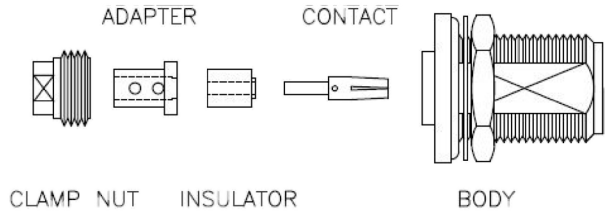
- Operating Frequency of 11 GHz Max.
- Gold over Nickel Plated Phosphor Bronze Contact

Applications:

- General Purpose Test
- Rack and Panel Mount Applications
- Custom Cable Assemblies

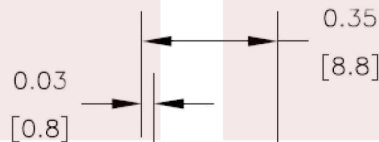
Fairview Microwave
301 Leora Ln., Suite 100
Lewisville, TX 75056
Tel: 1-800-715-4396 / (972) 649-6678
Fax: (972) 649-6689
www.fairviewmicrowave.com
sales@fairviewmicrowave.com

Assembly Instruction

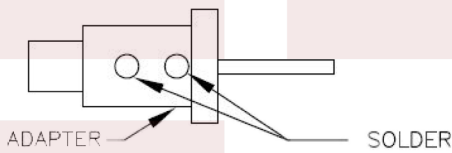


ASSEMBLY PROCEDURES

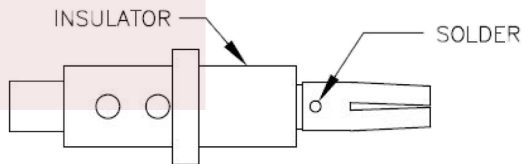
1. TRIM CABLE JACKET & DIELECTRIC TO DIMENSIONS AS SHOWN, DO NOT NICK CENTER CONDUCTOR.



2. SLIDE CLAMP NUT OVER CABLE, SLIDE ADAPTER OVER CABLE UNTIL IT BOTTOMS OUT, SOLDER ADAPTER TO OUTER CONDUCTOR.



3. SLIDE INSULATOR AND CONTACT OVER CONDUCTOR, SOLDER CONTACT TO INNER CONDUCTOR, SCREW CLAMP NUT INTO THE BODY UNTIL IT BOTTOMS OUT



N Female (Jack) Bulkhead Connector for FM-SR141ALTN, FM-SR141TB, FM-SR141TBJ, FM-SR141CUTN, FM-SR141CU Cable, Solder from Fairview Microwave is in-stock and available to ship same-day. All of our RF/microwave products are available off-the-shelf from our ISO 9001:2008 certified facilities in Lewisville, Texas. Fairview Microwave is RF on-demand.

For additional information on this product, please click the following link: [N Female \(Jack\) Bulkhead Connector for FM-SR141ALTN, FM-SR141TB, FM-SR141TBJ, FM-SR141CUTN, FM-SR141CU Cable, Solder FMCN1598](#)

URL: <https://www.fairviewmicrowave.com/n-female-fm-sr141altn-fm-sr141tb-fm-sr141tbj-fm-sr141cutn-fm-sr141cu-connector-fmcn1598-p.aspx>

The information contained in this document is accurate to the best of our knowledge and representative of the part described herein. It may be necessary to make modifications to the part and/or the documentation of the part, in order to implement improvements. Fairview Microwave reserves the right to make such changes as required. Unless otherwise stated, all specifications are nominal. Fairview Microwave does not make any representation or warranty regarding the suitability of the part described herein for any particular purpose, and Fairview Microwave does not assume any liability arising out of the use of any part or documentation.



