

Reverse Polarity SMA Female Bulkhead Mount Connector Crimp/Solder Attachment for RG188-DS, RG316-DS, .235 inch D Hole

RP SMA female bulkhead connector with crimp/solder attachment for RG188-DS and RG316-DS (.235 inch D hole), part number FMCN1886, from Fairview Microwave is in-stock and ships same day. Our reverse polarity female configuration uses a female connector body with a male inner contact pin. This SMA female connector operates up to a maximum frequency of 3 GHz and offers good VSWR of 1.5:1. Fairview's FMCN1886 bulkhead SMA connector enables designers to make external connections on product enclosures, and can be used in a variety of other rack mount and panel mount applications.

Fairview's RP SMA female bulkhead connector FMCN1886 datasheet specifications and outline drawing are shown in this PDF below. Our extensive offering of RF, microwave and millimeter wave connectors allows designers to configure and customize their signal connections however they like. From providing an I/O for a board design to creating a custom cable assembly configuration, Fairview Microwave has a connector solution to meet your needs. Fairview Microwave also has the expertise to build your custom cable assemblies for you and ship them same-day.

Electrical Specifications

Description	Min	Typ	Max	Units
Frequency Range	DC		3	GHz
VSWR			1.5:1	

Mechanical Specifications

Size	
Length	1.08 in [27.43 mm]
Width/Dia.	0.312 in [7.92 mm]
Height	0.5 in [12.7 mm]
Weight	0.006 lbs [2.72 g]

Material Specifications

Description	Material	Plating
Contact		Gold
Insulation	PTFE	
Body	Brass	Nickel

Compliance Certifications (see [product page](#) for current document)

Plotted and Other Data

Notes:



Configuration:

- SMA Female Reverse Polarity Connector
- 50 Ohms
- Straight Body Geometry
- RG188-DS, RG316-DS Interface Type
- Crimp/Solder Attachment
- Bulkhead

Features:

- Operating Frequency of 3 GHz Max.
- Good VSWR of 1.5:1
- Reverse Polarity
- Gold Plated Contact

Applications:

- General Purpose Test Applications
- Rack and Panel Mount Applications
- Custom Cable Assemblies

Fairview Microwave
301 Leora Ln., Suite 100
Lewisville, TX 75056
Tel: 1-800-715-4396 / (972) 649-6678
Fax: (972) 649-6689
www.fairviewmicrowave.com
sales@fairviewmicrowave.com

Reverse Polarity SMA Female Bulkhead Mount Connector Crimp/Solder Attachment for RG188-DS, RG316-DS, .235 inch D Hole from Fairview Microwave is in-stock and available to ship same-day. All of our RF/microwave products are available off-the-shelf from our ISO 9001:2008 certified facilities in Lewisville, Texas. Fairview Microwave is RF on-demand.

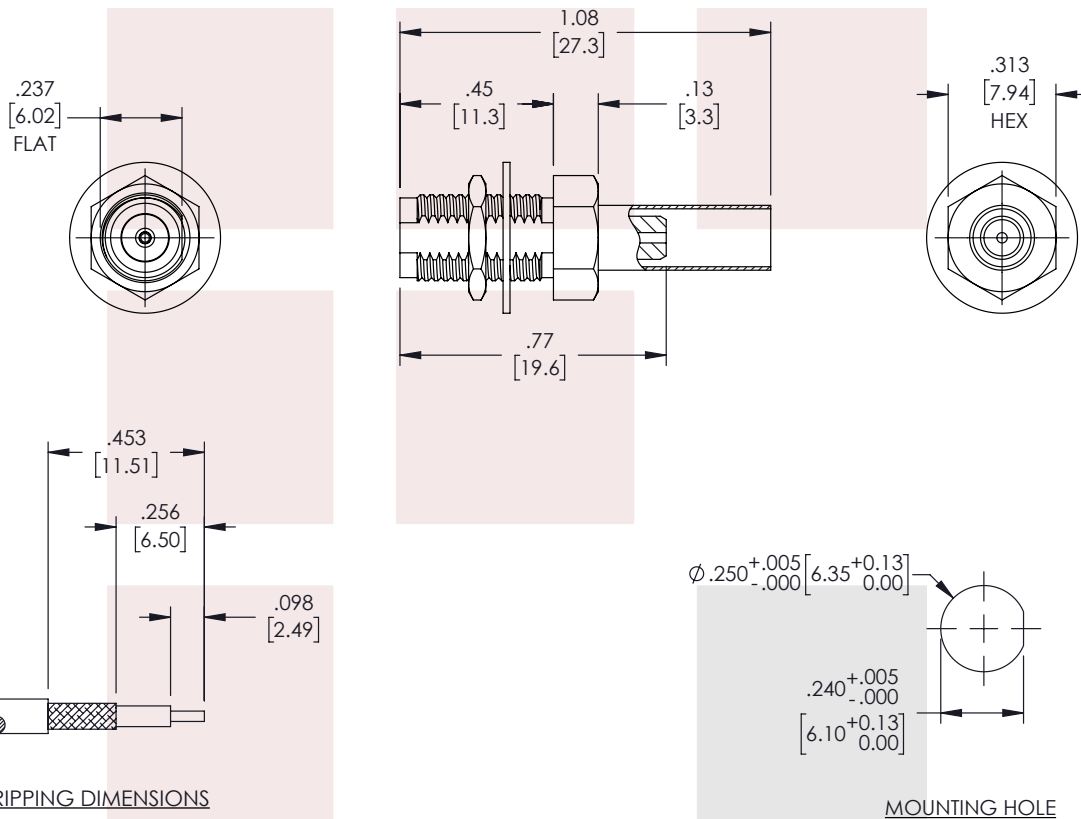
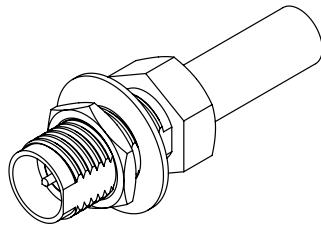
For additional information on this product, please click the following link: [Reverse Polarity SMA Female Bulkhead Mount Connector Crimp/Solder Attachment for RG188-DS, RG316-DS, .235 inch D Hole FMCN1886](#)

URL: <https://www.fairviewmicrowave.com/sma-female-reverse-polarity-rg188-ds-rg316-ds-connector-fmcn1886-p.aspx>

The information contained in this document is accurate to the best of our knowledge and representative of the part described herein. It may be necessary to make modifications to the part and/or the documentation of the part, in order to implement improvements. Fairview Microwave reserves the right to make such changes as required. Unless otherwise stated, all specifications are nominal. Fairview Microwave does not make any representation or warranty regarding the suitability of the part described herein for any particular purpose, and Fairview Microwave does not assume any liability arising out of the use of any part or documentation.



REVISIONS			
REV.	DESCRIPTION	DATE	APPROVED
A	INITIAL RELEASE	02/21/2022	AGANWANI



STRIPPING DIMENSIONS

ASSEMBLY INSTRUCTIONS

CRIMP SIZE REQUIRED:
CONTACT: SOLDER
FERRULE: .128 [3.25] HEX CRIMP TOOL

THESE COMMODITIES, TECHNOLOGY OR SOFTWARE WERE EXPORTED FROM THE UNITED STATES IN ACCORDANCE WITH THE EXPORT ADMINISTRATION REGULATIONS. DIVERSION CONTRARY TO U.S. LAW PROHIBITED.

TITLE

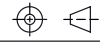
Reverse Polarity SMA Female Bulkhead Mount Connector Crimp/Solder Attachment for RG188-DS, RG316-DS, .235 inch D Hole

UNLESS OTHERWISE SPECIFIED LEADING DIMENSIONS ARE INCHES
DIMENSIONS IN [] ARE MILLIMETERS

TOLERANCES: CABLE LENGTH (L) TOLERANCES:

.X = ±.2 [5.08]	FRACTIONS	L ≤ 12 [305] = +1 [25] / -0
.XX = ±.02 [.51]	± 1/32	12 [305] < L ≤ 60 [1524] = +2 [51] / -0
.XXX = ±.005 [.13]	ANGLES ± 1°	60 [1524] < L ≤ 120 [3048] = +4 [102] / -0
		120 [3048] < L ≤ 300 [7620] = +6 [152] / -0
		300 [7620] < L = +5%L / -0

THIRD-ANGLE PROJECTION



THE INFORMATION AND DESIGN IN THIS DOCUMENT IS THE PROPERTY OF FAIRVIEW MICROWAVE CORPORATION. ALL RIGHTS RESERVED.

SHEET 1 OF 1

ALL DIMENSIONS SHOWN ARE FOR REFERENCE ONLY.

SCALE N/A

SIZE A	CAGE CODE 3FKR5	DRAWN BY A.KRESOWSKI	ITEM NO. FMCN1886	REV A
-----------	--------------------	-------------------------	----------------------	----------

T-Rev.D