

SMA 180 Degree Hybrid Coupler from 1 GHz to 2 GHz Rated to 50 Watts

The FMCP1152 is a high power 180 degree hybrid coupler that operates from 1 to 2 GHz and can handle 50 Watts (CW) with 22 dB isolation minimum and 1.35:1 VSWR maximum. The package interface uses SMA Female connectors.

The FMCP1152 is part of Fairview Microwave's family of 180 degree hybrid couplers that offer excellent performance featuring high isolation, low insertion loss and VSWR while maintaining great amplitude/phase balance over the entire operating frequency range. They are available in both narrow and broad bandwidths and can be used in a wide variety of applications including signal sampling, phased array radar, and any application that requires even power distribution with a 180 degree difference in phase.

Electrical Specifications

Description	Min	Typ	Max	Units
Frequency Range	1		2	GHz
Impedance		50		Ohms
Phase Difference		180		Degrees
Coupling		3		dB
Insertion Loss		0.3	0.5	dB
Isolation	22	23		dB
VSWR		1.25:1	1.35:1	
Amplitude Balance		±0.3	±0.5	dB
Phase Balance		±8	±10	Degrees
Input Power (CW)			50	Watts
Input Power (Peak)			1	kWatts

Mechanical Specifications

Size

Length	2.99 in [75.95 mm]
Width	2.36 in [59.94 mm]
Height	0.26 in [6.6 mm]
Weight	0.25 lbs [113.4 g]

Configuration

RF Connector Type	SMA Female
-------------------	------------

Environmental Specifications

Temperature

Operating Range	-45 to +85 deg C
Storage Range	-55 to +125 deg C

Humidity	100% RH at 35°C, 95% RH at 40°C
----------	---------------------------------

Shock	20G for 11msec half sine wave, 3 axis both directions
-------	---

Vibration	25gRMS (15 degrees 2KHz) endurance, 1 hour per axis
-----------	---

Altitude	30,000 ft.
----------	------------



Features:

- 180° Phase Shift Between Output Ports
- High power handling of 50 Watts CW
- 1 to 2 GHz Frequency Range
- VSWR 1.25:1 Typical
- High Isolation of 22 dB Minimum
- Low 0.3 dB Insertion Loss Typical
- SMA Female Connectors
- Stable performance over Operating Temperature Range

Applications:

- Test and Measurement
- Commercial Communications
- SATCOM
- Military Communications
- Wireless Communications

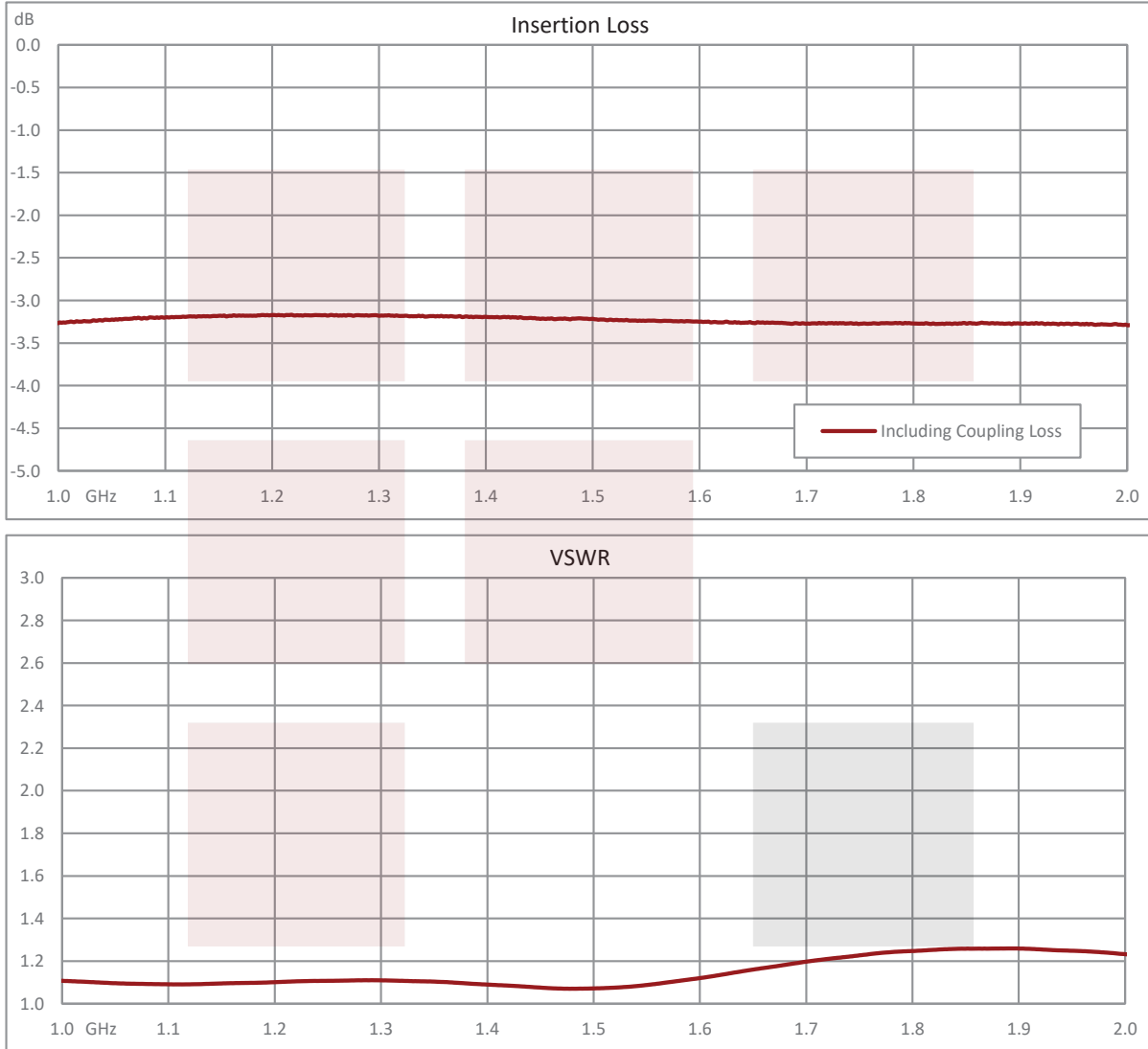
Fairview Microwave
301 Leora Ln., Suite 100
Lewisville, TX 75056
Tel: 1-800-715-4396 / (972) 649-6678
Fax: (972) 649-6689
www.fairviewmicrowave.com
sales@fairviewmicrowave.com

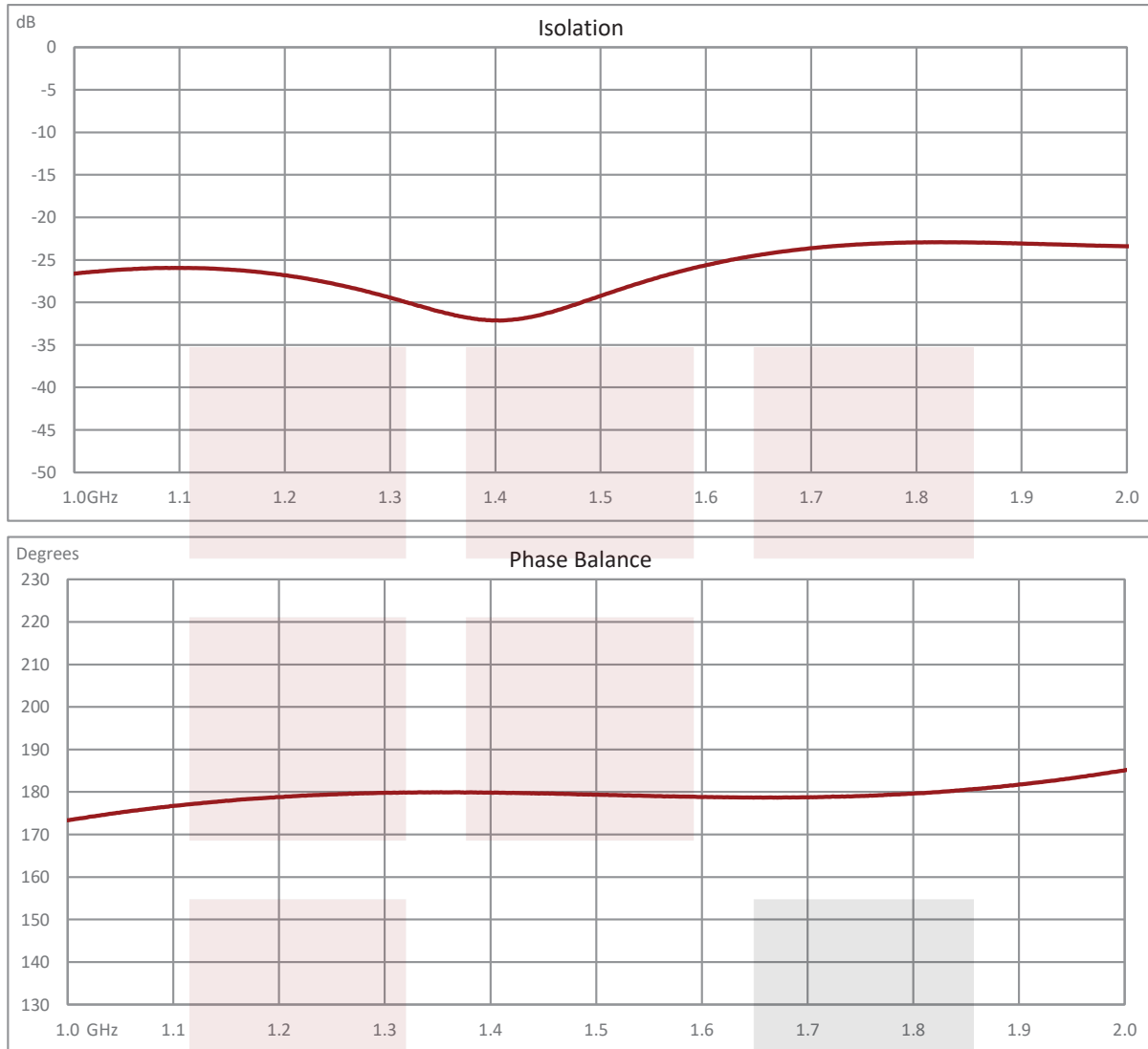
Compliance Certifications (see [product page](#) for current document)

Plotted and Other Data

Notes:

Typical Performance Data





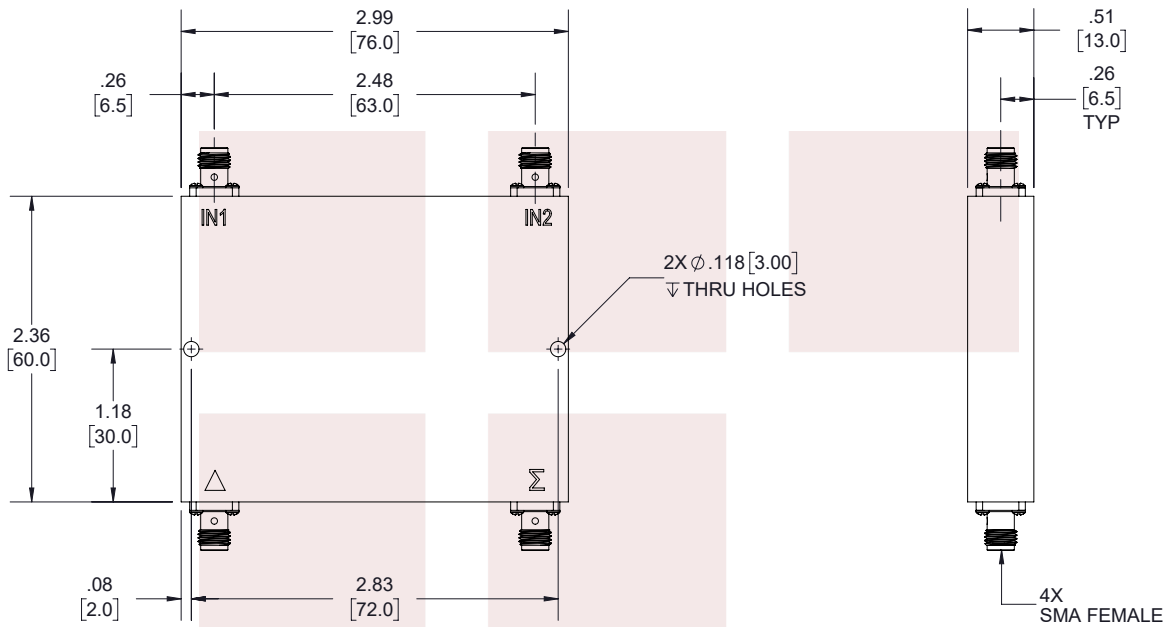
SMA 180 Degree Hybrid Coupler from 1 GHz to 2 GHz Rated to 50 Watts from Fairview Microwave is in-stock and available to ship same-day. All of our RF/microwave products are available off-the-shelf from our ISO 9001:2008 certified facilities in Lewisville, Texas. Fairview Microwave is RF on-demand.

For additional information on this product, please click the following link: [SMA 180 Degree Hybrid Coupler from 1 GHz to 2 GHz Rated to 50 Watts FMCP1152](#)

URL: <https://www.fairviewmicrowave.com/sma-180-degree-hybrid-coupler-1-2-ghz-50-watts-fmcp1152-p.aspx>

The information contained in this document is accurate to the best of our knowledge and representative of the part described herein. It may be necessary to make modifications to the part and/or the documentation of the part, in order to implement improvements. Fairview Microwave reserves the right to make such changes as required. Unless otherwise stated, all specifications are nominal. Fairview Microwave does not make any representation or warranty regarding the suitability of the part described herein for any particular purpose, and Fairview Microwave does not assume any liability arising out of the use of any part or documentation.

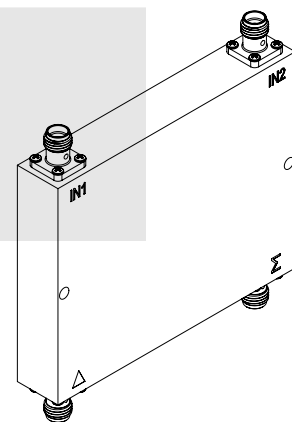
REVISIONS			
REV.	DESCRIPTION	DATE	APPROVED
A	INITIAL RELEASE	1/21/2020	S.PONG



LABEL:

FAIRVIEW MICROWAVE
FMCP1152
D/C: YYWW

THESE COMMODITIES, TECHNOLOGY OR SOFTWARE WERE EXPORTED FROM THE UNITED STATES IN ACCORDANCE WITH THE EXPORT ADMINISTRATION REGULATIONS. DIVERSION CONTRARY TO U.S. LAW PROHIBITED.



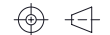
TITLE
SMA 180 Degree Hybrid Coupler from 1 GHz to 2 GHz
Rated to 50 Watts

UNLESS OTHERWISE SPECIFIED LEADING DIMENSIONS ARE INCHES
DIMENSIONS IN [] ARE MILLIMETERS

TOLERANCES: CABLE LENGTH (L) TOLERANCES:

.X = ±.2 [5.08] FRACTIONS L ≤ 12 [305] = +1 [25] / -0
 .XX = ±.02 [.51] ± 1/32 12 [305] < L ≤ 60 [1524] = +2 [51] / -0
 .XXX = ±.005 [.13] ANGLES ± 1° 60 [1524] < L ≤ 120 [3048] = +4 [102] / -0
 120 [3048] < L ≤ 300 [7620] = +6 [152] / -0
 300 [7620] < L = +5%L / -0

THIRD-ANGLE PROJECTION



THE INFORMATION AND DESIGN IN THIS DOCUMENT IS THE PROPERTY OF FAIRVIEW MICROWAVE CORPORATION. ALL RIGHTS RESERVED.

SHEET 1 OF 1

ALL DIMENSIONS SHOWN ARE FOR REFERENCE ONLY.

SCALE N/A

SIZE A	CAGE CODE 3FKR5	DRAWN BY K.DANG	ITEM NO. FMCP1152	REV A
-----------	--------------------	--------------------	----------------------	----------

T-Rev.D