

## SMA Frequency Divider Divide by 2 Prescaler Module Operating from 500 MHz to 18 GHz

The FMFD2001 is a coaxial packaged Frequency Divider module that operates across a wide input frequency range from 500 MHz to 18 GHz and supports a divide ratio of 2. Output Frequency is 250 MHz to 9 GHz. Impressive broadband typical performance of this Prescaler includes output power of -4 dBm and SSB phase noise of -147 dBc/Hz at 100 KHz offset. This exceptional technical performance is achieved through the use of a hybrid MIC PCB solder assembly which is RoHS and REACH compliant. This frequency divider design requires +12 Vdc typical bias voltage, operates over maximum temperature range of -40°C to +85°C, and has an absolute maximum rating for input power of +13 dBm. The rugged and compact package supports SMA Female connectors, RFI and Ground Pins. For highly reliable operation, the model is guaranteed to meet MIL-STD-202 environmental test conditions for Humidity, Shock, Vibration, and Altitude.

### Electrical Specifications (TA= 25°C, Vd1 = 12 Vdc, Id1 = 85 mA)

Description	Min	Typ	Max	Units
Input Frequency (Sine Wave)	0.5		18	GHz
Output Frequency (Square Wave Output)	0.25		9	GHz
Input Power (CW)	-15	0	10	dBm
Output Power	-7	-4		dBm
Phase Noise @100kHz Offset		-147		dBc/Hz
Operating DC Voltage 1	9	12	15	V
Operating DC Current 1		85	100	mA

### Performance by Frequency

Description	F1	F2	F3	F4	F5	Units
Frequency Range	0.5 to 1	1 to 2	2 to 14	14 to 16	16 to 18	GHz
Input Power (CW), Max	10	10	10	5	3	dBm
Input Power (CW), Typ	5	0	0	0	0	dBm
Input Power (CW), Min	3	-10	-15	-15	-10	dBm

### Mechanical Specifications

Size	
Length	1.25 in [31.75 mm]
Width	1.25 in [31.75 mm]
Height	0.563 in [14.3 mm]
Output Connector	SMA Female

### Environmental Specifications

Temperature	
Operating Range	-40 to +85 deg C
Storage Range	-55 to +125 deg C
Humidity	MIL-STD-202F, Method 103B, Condition B
Shock	MIL-STD-202F, Method 213B, Condition B



### Features:

- Wide Input Frequency Range: 500 MHz to 18 GHz
- Divide-by-2 Prescaler
- Output Frequency 250 MHz to 9 GHz
- Output Power: -4 dBm typical
- Low SSB Phase Noise: -147 dBc/Hz @ 100 KHz offset typical
- RoHS & REACH Compliant Assembly
- Bias Voltage: +12 Vdc
- Operational Temperature Range: -40°C to +85°C
- Compact SMA Connectorized Package
- Designed to meet MIL-STD-202 Test Conditions

### Applications:

- PLL Applications
- Test Instrumentation
- Countermeasures
- Point to Point Microwave Radio
- SATCOM
- MILCOM
- Base Stations

Fairview Microwave  
301 Leora Ln., Suite 100  
Lewisville, TX 75056  
Tel: 1-800-715-4396 / (972) 649-6678  
Fax: (972) 649-6689  
www.fairviewmicrowave.com  
sales@fairviewmicrowave.com

Vibration  
Altitude

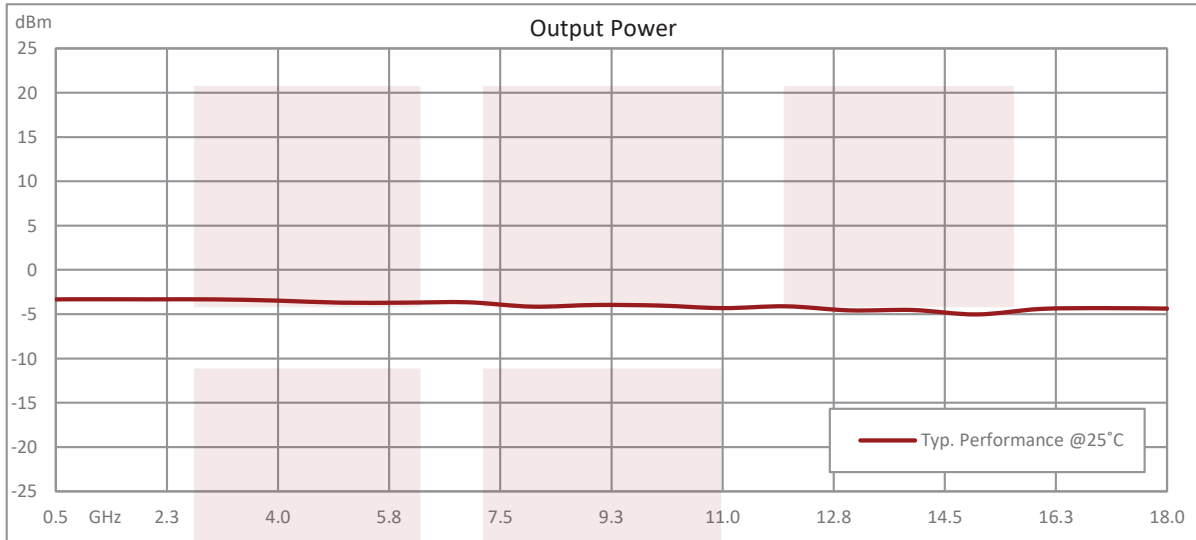
MIL-STD-202F, Method 204D, Condition B  
MIL-STD-202F, Method 105C, Condition B

**Compliance Certifications** (see [product page](#) for current document)

**Plotted and Other Data**

Notes:

**Typical Performance Data**

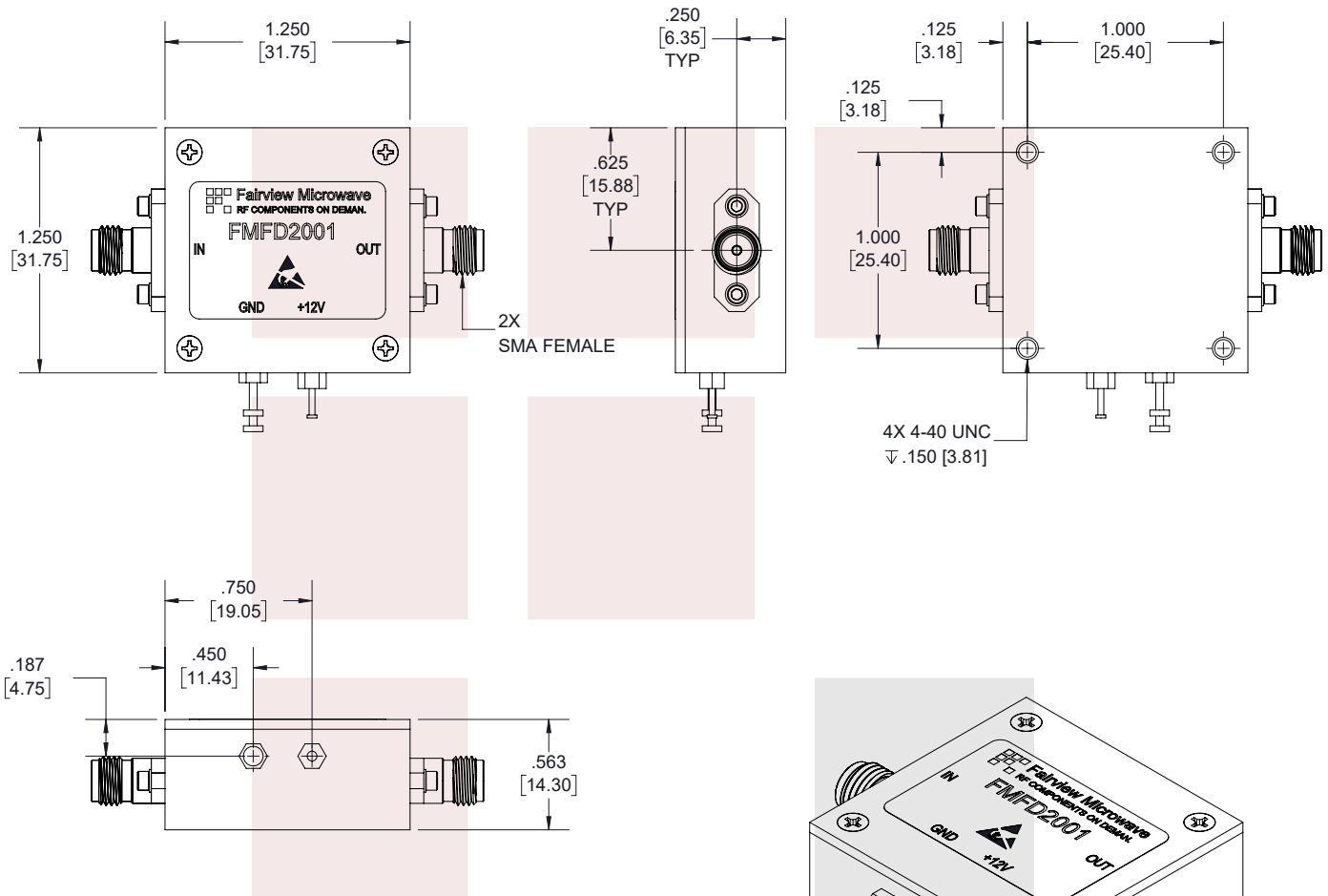


SMA Frequency Divider Divide by 2 Prescaler Module Operating from 500 MHz to 18 GHz from Fairview Microwave is in-stock and available to ship same-day. All of our RF/microwave products are available off-the-shelf from our ISO 9001:2008 certified facilities in Lewisville, Texas. Fairview Microwave is RF on-demand.

For additional information on this product, please click the following link: [SMA Frequency Divider Divide by 2 Prescaler Module Operating from 500 MHz to 18 GHz FMFD2001](#)


URL: <https://www.fairviewmicrowave.com/sma-frequency-divider-divide-2-prescaler-module-500-mhz-18-ghz-fmfd2001-p.aspx>

The information contained in this document is accurate to the best of our knowledge and representative of the part described herein. It may be necessary to make modifications to the part and/or the documentation of the part, in order to implement improvements. Fairview Microwave reserves the right to make such changes as required. Unless otherwise stated, all specifications are nominal. Fairview Microwave does not make any representation or warranty regarding the suitability of the part described herein for any particular purpose, and Fairview Microwave does not assume any liability arising out of the use of any part or documentation.



STANDARD TOLERANCES	
.X	±0.2
.XX	±0.01
.XXX	±0.005

\*STANDARD TOLERANCES APPLY ONLY TO DIMENSIONS IN INCHES

	NOTES: 1. UNLESS OTHERWISE SPECIFIED ALL DIMENSIONS ARE NOMINAL. 2. ALL SPECIFICATIONS ARE SUBJECT TO CHANGE WITHOUT NOTICE AT ANY TIME. 3. DIMENSIONS ARE IN INCHES [mm].									
	DWG NO <b>FMFD2001</b>			CAGE CODE <b>3FKR5</b>						
TITLE SMA Frequency Divider Divide by 2 Prescaler Module Operating from 500 MHz to 18 GHz		CAD FILE	04/25/19	SHEET	1 OF 1	SCALE	N/A	SIZE	A	7361