

Bandpass Cavity Filter Operating from 4.4 GHz to 4.8 GHz With SMA Female Connectors

The FMFL8739A is a nine section band pass filter that is useful for filtering for P2P and public safety uses. The pass band is 400 MHz, or 4.4 to 4.8 GHz. Implementing a combline design, the filter has excellent minimum rejection of 55 dB at 5.0 GHz and 60 dB at 3.7 GHz. It has a maximum insertion loss of 1.25 dB. The FMFL8739A has SMA Female connectors.



Electrical Specifications

Description	Min	Typ	Max	Units
Passband Frequency	4.4		4.8	GHz
Impedance		50		Ohms
Insertion Loss		1	1.25	dB
Passband VSWR			1.43:1	
Rejection at 5 GHz	55			dB
Rejection at 3.7 GHz	60			dB
Input Power, CW			5	Watts

Electrical Specification Notes:
Values at +25°C, sea level.

Mechanical Specifications

Size

Length	3 in [76.2 mm]
Width	0.75 in [19.05 mm]
Height	0.53 in [13.46 mm]
Weight	0.08 lbs [36.29 g]

Configuration

Design	Comblin
Number of Sections	9
Package Style	Connectorized
Connector 1	SMA Female
Connector 2	SMA Female

Environmental Specifications

Temperature

Operating Range	-30 to +70 deg C
-----------------	------------------

Compliance Certifications (see [product page](#) for current document)

Plotted and Other Data

Notes:

Features:

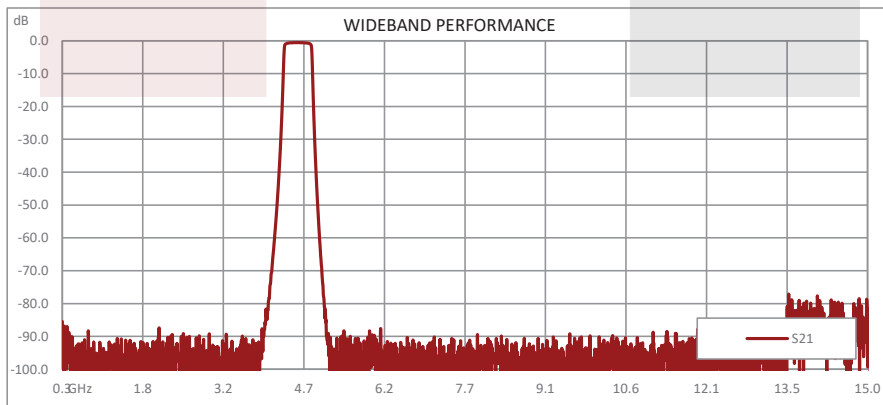
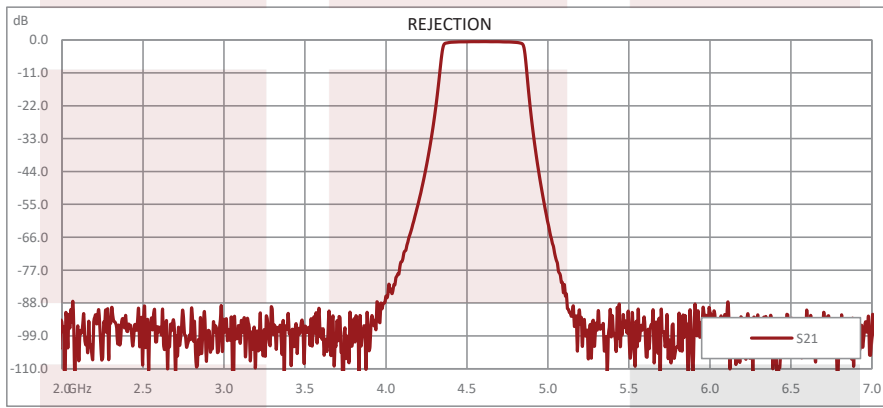
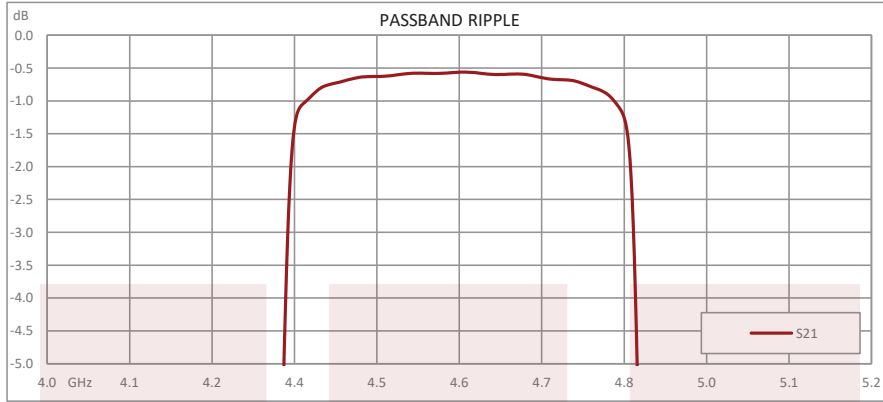
- Passband of 400 MHz
- 4.4 GHz to 4.8 GHz
- Nine section
- Comblin filter design
- Min rejection 55 dB at 5.0 GHz to 5.3 GHz
- Min rejection 60 dB at 2.2 GHz to 3.7 GHz
- Maximum insertion loss of 1.25 dB
- Female SMA connectors

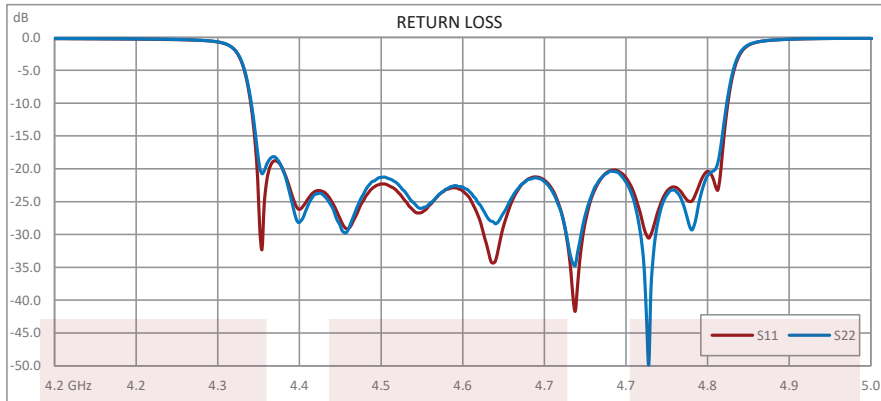
Applications:

- Satellite Communications
- 5G Cellular Bands
- Radar

Fairview Microwave
301 Leora Ln., Suite 100
Lewisville, TX 75056
Tel: 1-800-715-4396 / (972) 649-6678
Fax: (972) 649-6689
www.fairviewmicrowave.com
sales@fairviewmicrowave.com

Typical Performance Data






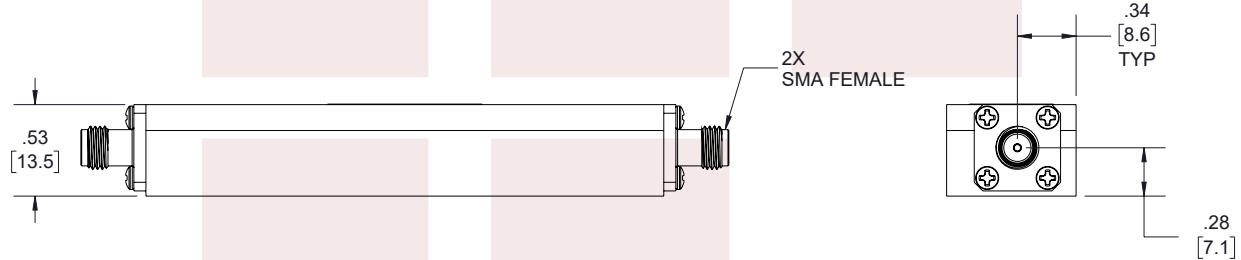
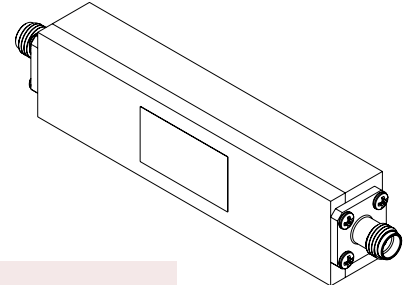
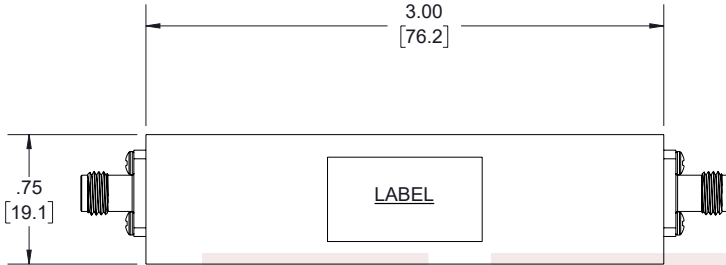
Bandpass Cavity Filter Operating from 4.4 GHz to 4.8 GHz With SMA Female Connectors from Fairview Microwave is in-stock and available to ship same-day. All of our RF/microwave products are available off-the-shelf from our ISO 9001:2008 certified facilities in Lewisville, Texas. Fairview Microwave is RF on-demand.

For additional information on this product, please click the following link: [Bandpass Cavity Filter Operating from 4.4 GHz to 4.8 GHz With SMA Female Connectors FMFL8739A](#)

URL: <https://www.fairviewmicrowave.com/bandpass-cavity-filter-4.4-4.8-ghz-sma-female-connectors-fmfl8739a-p.aspx>

The information contained in this document is accurate to the best of our knowledge and representative of the part described herein. It may be necessary to make modifications to the part and/or the documentation of the part, in order to implement improvements. Fairview Microwave reserves the right to make such changes as required. Unless otherwise stated, all specifications are nominal. Fairview Microwave does not make any representation or warranty regarding the suitability of the part described herein for any particular purpose, and Fairview Microwave does not assume any liability arising out of the use of any part or documentation.

REVISIONS			
REV.	DESCRIPTION	DATE	APPROVED
A	INITIAL RELEASE	10/21/2022	S. PONG



LABEL
P/N: 8739A
4400-4500 MHz
D/C: YYWW

THESE COMMODITIES, TECHNOLOGY OR SOFTWARE WERE EXPORTED FROM THE UNITED STATES IN ACCORDANCE WITH THE EXPORT ADMINISTRATION REGULATIONS. DIVERSION CONTRARY TO U.S. LAW PROHIBITED.

TITLE
Bandpass Cavity Filter Operating from 4.4 GHz to 4.8 GHz With SMA Female Connectors

UNLESS OTHERWISE SPECIFIED LEADING DIMENSIONS ARE INCHES
DIMENSIONS IN [] ARE MILLIMETERS

TOLERANCES:		CABLE LENGTH (L) TOLERANCES:	
.X = ±.2 [5.08]	FRACTIONS ± 1/32	L ≤ 12 [305] = +1 [25] / -0	
.XX = ±.02 [.51]	ANGLES ± 1°	12 [305] < L ≤ 60 [1524] = +2 [51] / -0	
.XXX = ±.005 [.13]		60 [1524] < L ≤ 120 [3048] = +4 [102] / -0	
		120 [3048] < L ≤ 300 [7620] = +6 [152] / -0	
		300 [7620] < L = +5%L / -0	

THIRD-ANGLE PROJECTION



THE INFORMATION AND DESIGN IN THIS DOCUMENT IS THE PROPERTY OF FAIRVIEW MICROWAVE CORPORATION. ALL RIGHTS RESERVED.

SHEET 1 OF 1

ALL DIMENSIONS SHOWN ARE FOR REFERENCE ONLY.

SCALE N/A

SIZE A	CAGE CODE 3FKR5	DRAWN BY K.DANG	ITEM NO. FMFL8739A	REV A
-----------	--------------------	--------------------	-----------------------	----------

T-Rev.D