

Transfer Electromechanical Relay Failsafe Switch DC to 40 GHz, 2M Lifecycles, 2.92mm, 5 Watts, 28V, Indicators, TTL, Diodes, Solder Pins

The FMSW6482 is a Transfer electromechanical relay switch that operates across a wide frequency range from DC to 40 GHz and can handle up to 5 Watts of average power in a break before make condition. The 50 Ohm design is rated for 2 million lifecycles and features a Failsafe Actuator. Additional features include TTL logic control, suppression diodes which limit voltage spikes or reverse current, and Indicators to monitor the switch position. Impressive typical performance includes 0.5 dB insertion loss and isolation greater than 85 dB. This switch requires +28Vdc bias voltage and operates over a temperature range of -25°C to +65°C. The rugged and compact package assembly supports 2.92mm female connectors and solder terminal pins for DC command control functions. And for highly reliable operation, the model is guaranteed to meet MIL-STD-202 environmental test conditions for shock and random vibration.

Electrical Specifications (TA = +25°C, DC Voltage = +28 Vdc)

Switch Type	Transfer
Actuator Type	Failsafe
Actuator Options	Indicators, TTL Logic
TTL Control	on: 2.4 to 5.5 Volts off: 0 to 0.8 Volts

Description	Min	Typ	Max	Units
Frequency Range	DC		40	GHz
Operating Voltage		+28		Volts
Actuating Current @ +28 Volts			160	mA
VSWR		1.4:1	1.8:1	
Insertion Loss		0.5	1	dB
Isolation	50	85		dB
Input Power (CW) (at 40 GHz)			5	Watts

Performance by Frequency

Description	F1	F2	F3	F4	F5	Units
Frequency Range	DC - 6	6 - 12.4	12.4 - 26.5	26.5 - 40		GHz
VSWR, Max	1.2:1	1.3:1	1.4:1	1.8:1		
Insertion Loss, Max	0.2	0.4	0.7	1		dB
Isolation, Min	85	80	65	50		dB

Mechanical Specifications

Size	
Length	2 in [50.8 mm]
Width/Diameter	2.16 in [54.86 mm]
Height	1.26 in [32 mm]
Weight	0.4 lbs [181.44 g]



Features:

- Transfer Electromechanical Relay Switch
- DC to 40 GHz Frequency Range
- Failsafe Actuator
- TTL Logic Control
- Suppression Diodes
- Indicators
- 2M Lifecycle Rating
- Insertion Loss 0.5 dB typ
- Isolation > 85 dB typ
- VSWR as low as 1.2:1 max
- +28 Volt DC Bias
- Solder Terminal Pins for all Command Control Functions
- 2.92mm Female Connectors
- -25°C to +65°C Operating Temperature
- Up to 5 Watt Average Power Handling
- 50 Ohm Design
- Hot Switching Capability - Consult Factory
- S-Parameter Data available upon request
- Rugged Design meets Mil-STD-202 Test Conditions

Applications:

- Aerospace & Defense
- Test & Measurement
- Microwave Radio Systems
- Military & Commercial Communication Systems
- Research & Development
- SATCOM
- Wireless Communications
- Enterprise
- IoT

Fairview Microwave
301 Leora Ln., Suite 100
Lewisville, TX 75056
Tel: 1-800-715-4396 / (972) 649-6678
Fax: (972) 649-6689
www.fairviewmicrowave.com
sales@fairviewmicrowave.com

Connectors

RF Connector Type 2.92mm Female

Environmental Specifications

Temperature

Operating Range -25 to +65 deg C
Storage Range -55 to +100 deg C

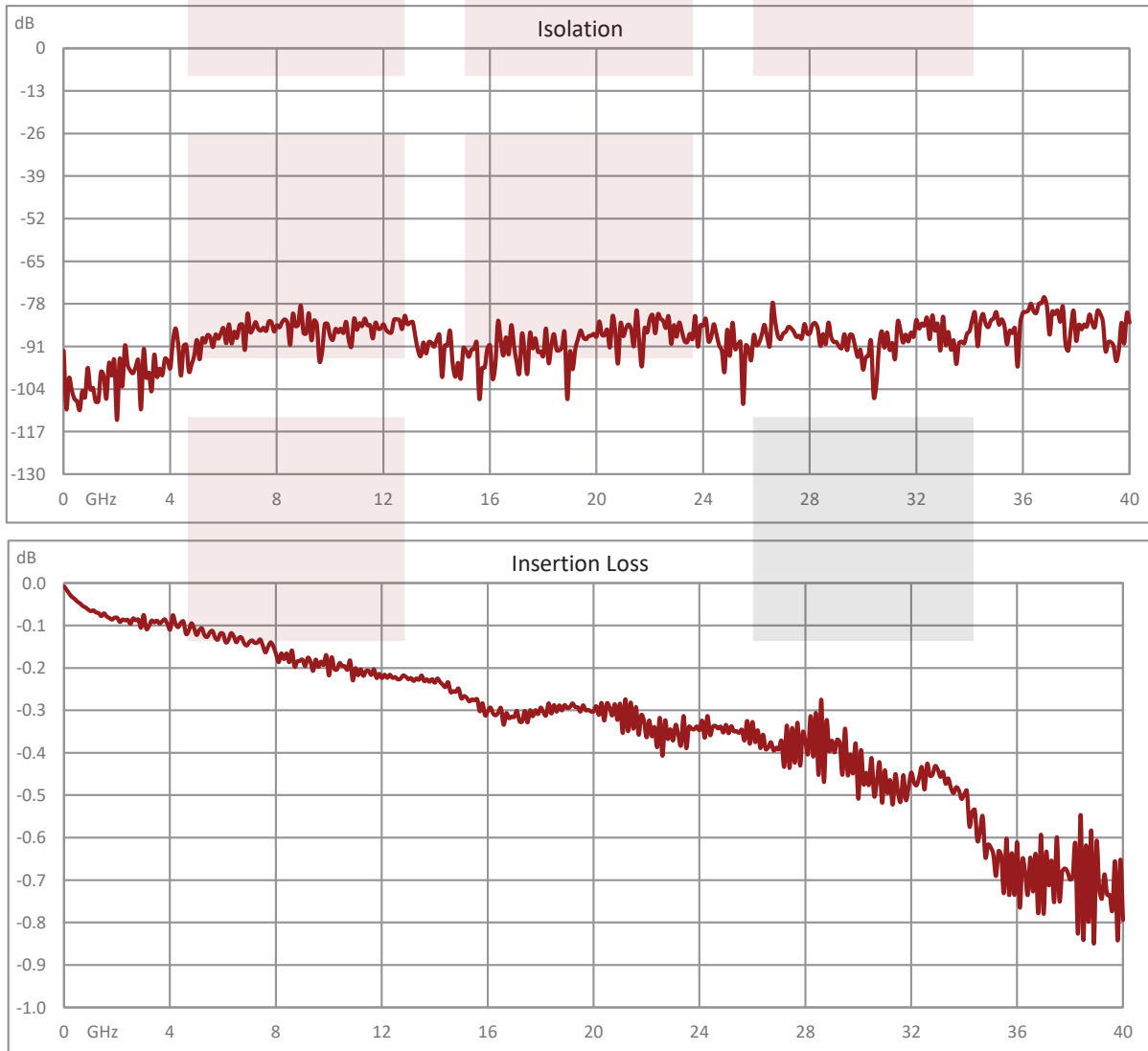
Shock MIL-STD-202 Method 213, Condition D, 500G (non oper)
Vibration MIL-STD-202 Method 204, Condition D, 10G RMS (non oper)





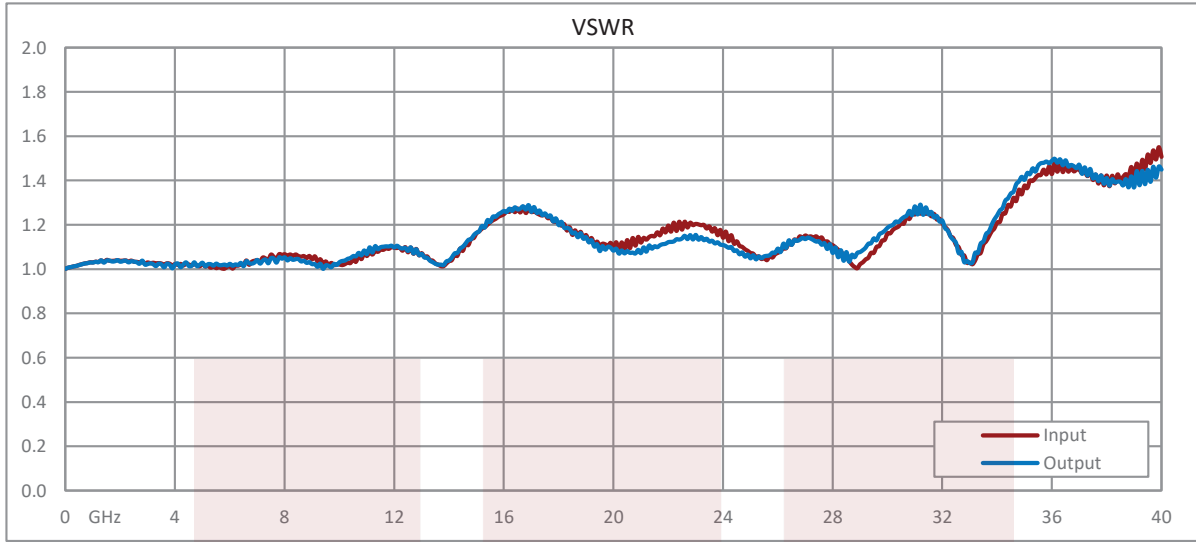
Compliance Certifications (see [product page](#) for current document)

Plotted and Other Data

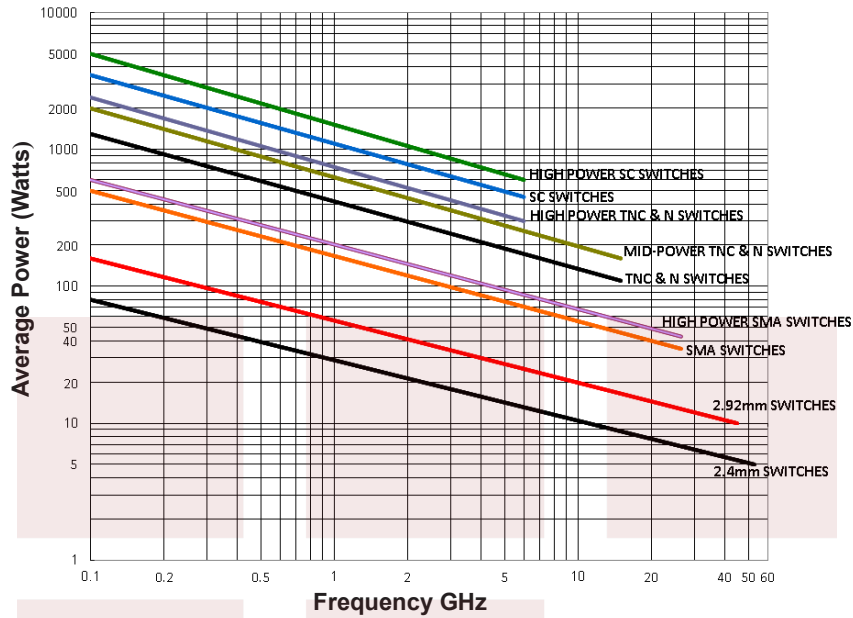
Notes:

Typical Performance Data





Power Handling vs. Frequency



Power Handling De-rating vs. Load VSWR



Power Handling Chart and Derating Curves based on the following Test and Environmental Conditions:
 Ambient temperature: 20-25°C
 Altitude: Sea Level to 1,000 feet
 Relative Humidity: 50-55%
 Load VSWR: ≤ 1.20:1
 Operation: Cold Switching

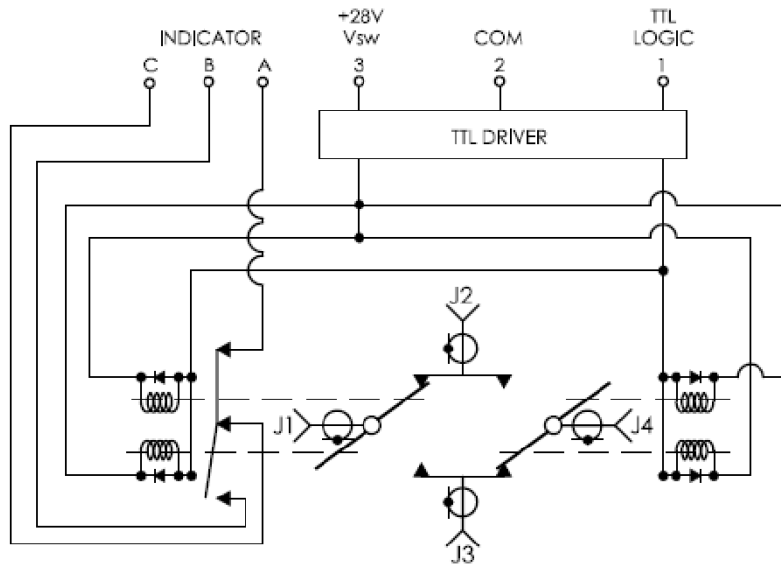
Transfer Electromechanical Relay Failsafe Switch DC to 40 GHz, 2M Lifecycles, 2.92mm, 5 Watts, 28V, Indicators, TTL, Diodes, Solder Pins from Fairview Microwave is in-stock and available to ship same-day. All of our RF/microwave products are available off-the-shelf from our ISO 9001:2008 certified facilities in Lewisville, Texas. Fairview Microwave is RF on-demand.

For additional information on this product, please click the following link: [Transfer Electromechanical Relay Failsafe Switch DC to 40 GHz, 2M Lifecycles, 2.92mm, 5 Watts, 28V, Indicators, TTL, Diodes, Solder Pins FMSW6482](#)

URL: <https://www.fairviewmicrowave.com/transfer-failsafe-40-ghz-electro-mechanical-relay-switch-indicators-5w-28v-2.92mm-fmsw6482-p.aspx>



The information contained in this document is accurate to the best of our knowledge and representative of the part described herein. It may be necessary to make modifications to the part and/or the documentation of the part, in order to implement improvements. Fairview Microwave reserves the right to make such changes as required. Unless otherwise stated, all specifications are nominal. Fairview Microwave does not make any representation or warranty regarding the suitability of the part described herein for any particular purpose, and Fairview Microwave does not assume any liability arising out of the use of any part or documentation.





TTL LOGIC PIN 1	RF PATH	INDICATOR PATH
OFF	J1-J2, J3-J4	A-C
ON	J1-J3, J2-J4	B-C

SCHEMATIC



THESE COMMODITIES, TECHNOLOGY OR SOFTWARE WERE EXPORTED FROM THE UNITED STATES IN ACCORDANCE WITH THE EXPORT ADMINISTRATION REGULATIONS. DIVERSION CONTRARY TO U.S. LAW PROHIBITED.

TITLE

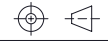
Transfer Electromechanical Relay Failsafe Switch DC to 40 GHz, 2M Lifecycles, 2.92mm, 5 Watts, 28V, Indicators, TTL, Diodes, Solder Pins

UNLESS OTHERWISE SPECIFIED LEADING DIMENSIONS ARE INCHES
DIMENSIONS IN [] ARE MILLIMETERS

TOLERANCES: CABLE LENGTH (L) TOLERANCES:

.X = ±.2 [5.08]	FRACTIONS	L ≤ 12 [305] = +1 [25] / -0
.XX = ±.02 [.51]	± 1/32	12 [305] < L ≤ 60 [1524] = +2 [51] / -0
.XXX = ±.005 [.13]	ANGLES ± 1°	60 [1524] < L ≤ 120 [3048] = +4 [102] / -0
		120 [3048] < L ≤ 300 [7620] = +6 [152] / -0
		300 [7620] < L = +5%L / -0

THIRD-ANGLE PROJECTION



THE INFORMATION AND DESIGN IN THIS DOCUMENT IS THE PROPERTY OF FAIRVIEW MICROWAVE CORPORATION. ALL RIGHTS RESERVED.

SHEET 2 OF 2

ALL DIMENSIONS SHOWN ARE FOR REFERENCE ONLY.

SCALE N/A

SIZE A	CAGE CODE 3FKR5	DRAWN BY KGLEBOVA	ITEM NO. FMSW6482	REV A
-----------	--------------------	----------------------	----------------------	----------

T-Rev.D