

## WR-42 Standard Gain Horn with 20 dBi gain, 2.92mm Male connector

The FMWAN042-20KM standard gain horn antenna (also known as waveguide horn) from Fairview Microwave is part of our comprehensive selection of waveguide antennas. This standard gain horn is mated with a WR-42 to 2.92mm Male waveguide to coaxial adapter and operates from 18 GHz to 26.5 GHz.

Our FMWAN042-20KM standard gain horn antenna has a nominal gain of 20 dBi with a Horizontal and Vertical HPBW (Half Power Beam Width) of 17.5 dB and 17.3 dB respectively. Fairview Microwave's 2.92mm Male to WR-42 standard gain horns are available in 10, 15 and 20 dBi models with pyramidal shape and connectorized input.

Waveguide antennas, such as the FMWAN042-20KM are used in a wide variety of applications due to the high-power handling capability, low loss, high directivity, and near constant electrical performance. Our WR-42 waveguide antennas with 2.92mm Male interface is part of over 40,000 RF, microwave and millimeter wave components from Fairview Microwave available worldwide and Ship same day.

### Configuration

Design	WR-42 Standard Gain Horn
Coaxial Interface	2.92mm Male

### Electrical Specifications

Description	Min	Typ	Max	Units
Frequency Range	18		26.5	GHz
<b>Waveguide Standard Gain Horn</b>				
Gain		20		dBi
Horizontal 3dB Beam Width		17.5		Degrees
Vertical 3dB Beam Width		17.3		Degrees
<b>Waveguide to Coaxial Adapter</b>				
Input VSWR			1.4:1	

### Mechanical Specifications

<b>Size</b>	
Length	5.806 in 147.47 mm
Width/Diameter	2.054 in 52.17 mm
Height	1.524 in 38.71 mm
Weight	0.1 lbs 45.36 g

<b>RF Connector</b>	
Type	2.92mm Male


<b>Waveguide Interface</b>	
Waveguide Size	WR-42

### Environmental Specifications

**Compliance Certifications** (see [product page](#) for current document)

### Plotted and Other Data

Notes:



### Features:

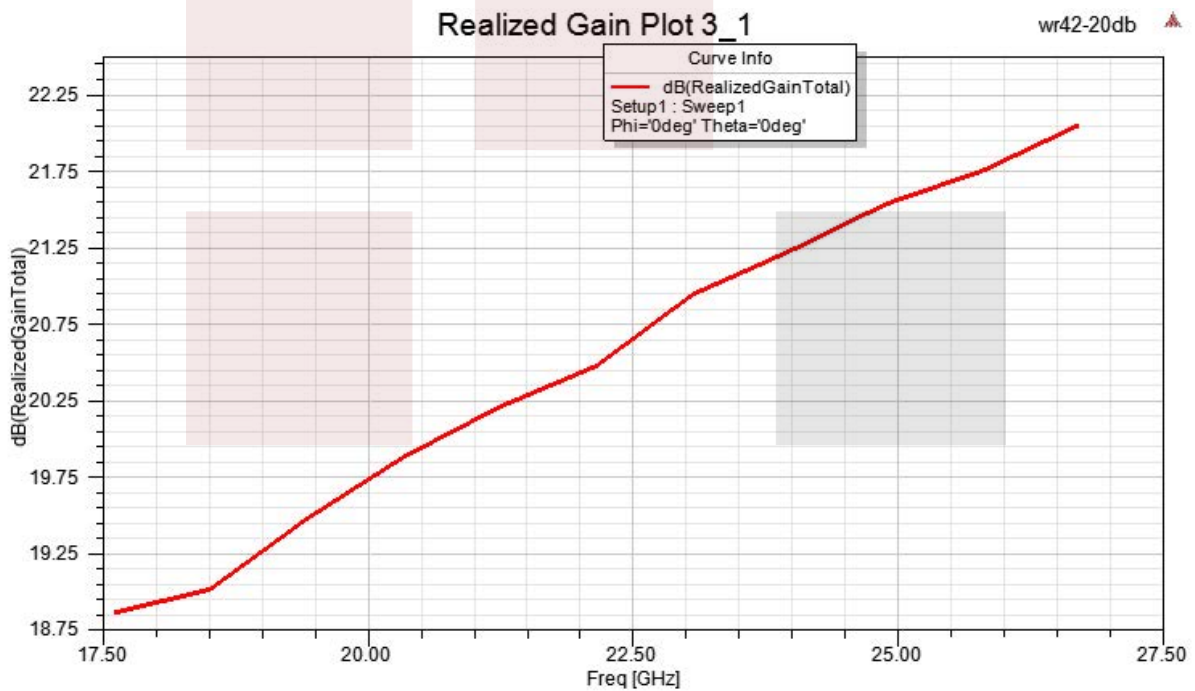
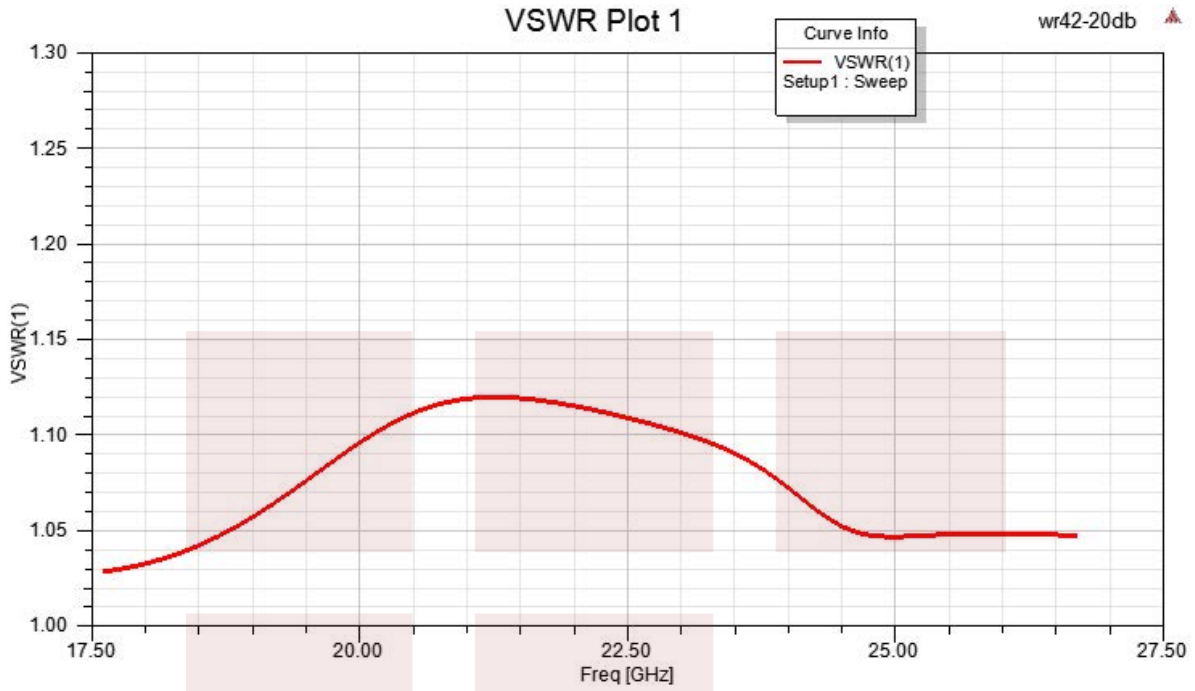
- 18 GHz to 26.5 GHz
- WR-42 Waveguide Band
- 20 dBi Nominal Gain
- 2.92mm Male Connector

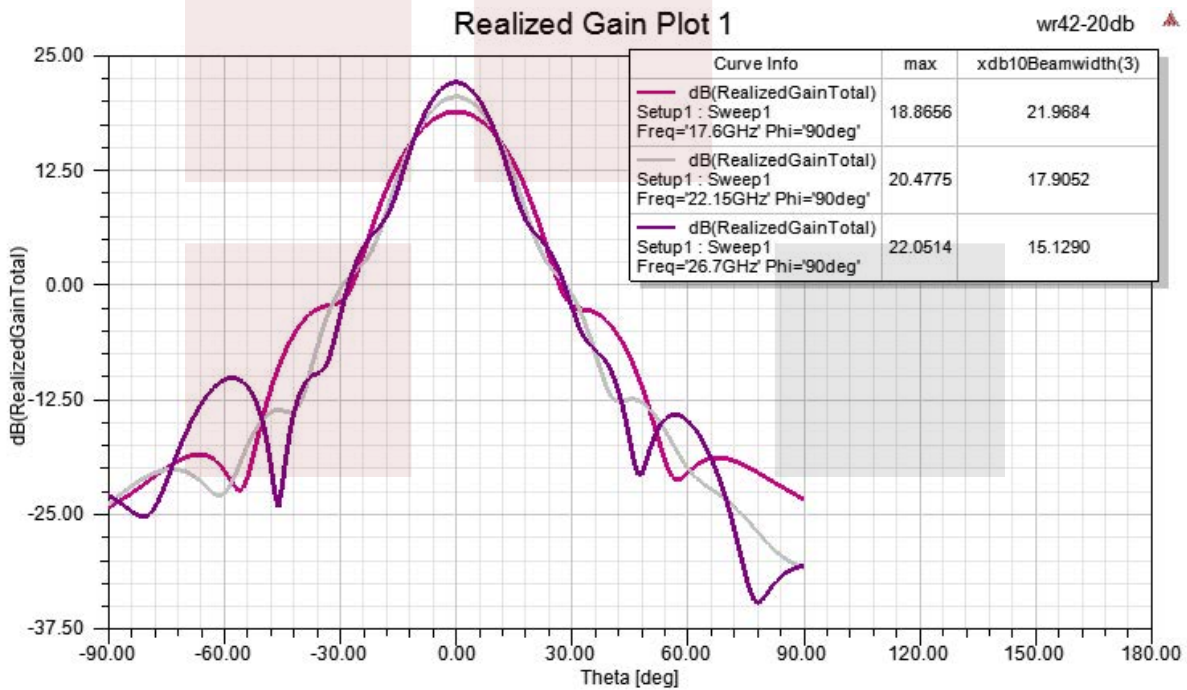
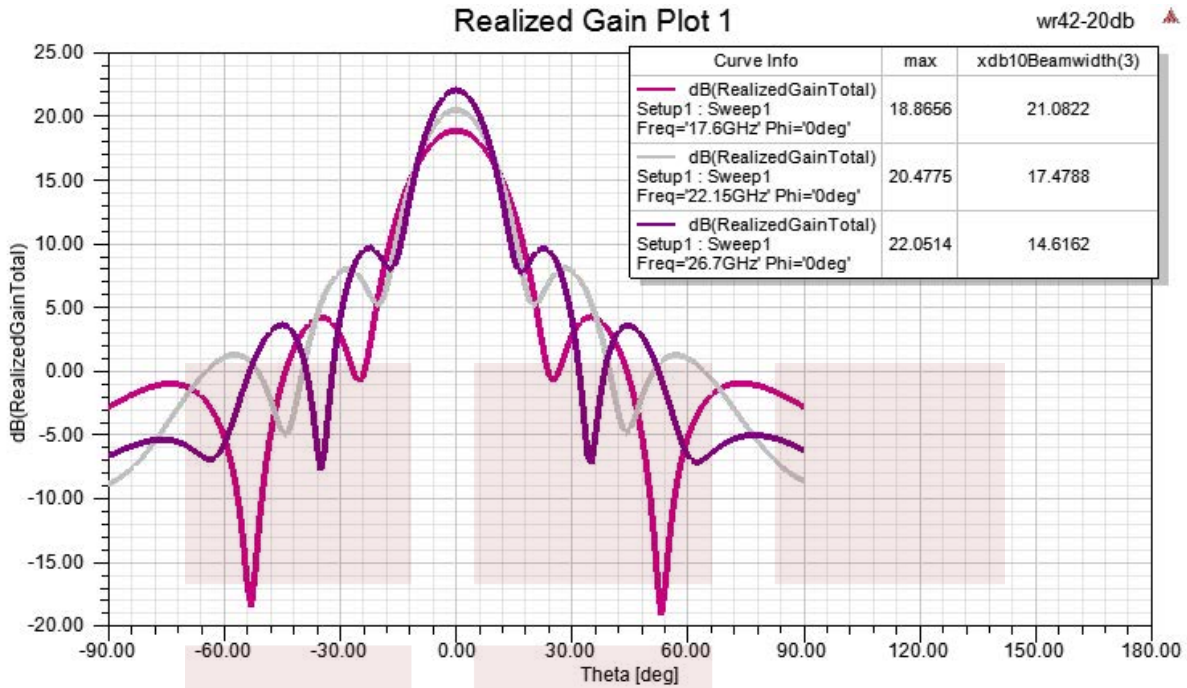
### Applications:

- Antenna Measurements
- Wireless Communication
- Laboratory Use
- Microwave Radio Systems
- Radome Testing
- Automotive Antenna Test Solutions
- Radar Cross Section
- Satellite Antenna Testing

Fairview Microwave  
 301 Leora Ln., Suite 100  
 Lewisville, TX 75056  
 Tel: 1-800-715-4396 / (972) 649-6678  
 Fax: (972) 649-6689  
[www.fairviewmicrowave.com](http://www.fairviewmicrowave.com)  
[sales@fairviewmicrowave.com](mailto:sales@fairviewmicrowave.com)

**Typical Performance Data**





WR-42 Standard Gain Horn with 20 dBi gain, 2.92mm Male connector from Fairview Microwave is in-stock and available to ship same-day. All of our RF/microwave products are available off-the-shelf from our ISO 9001:2008 certified facilities in Lewisville, Texas. Fairview Microwave is RF on-demand.

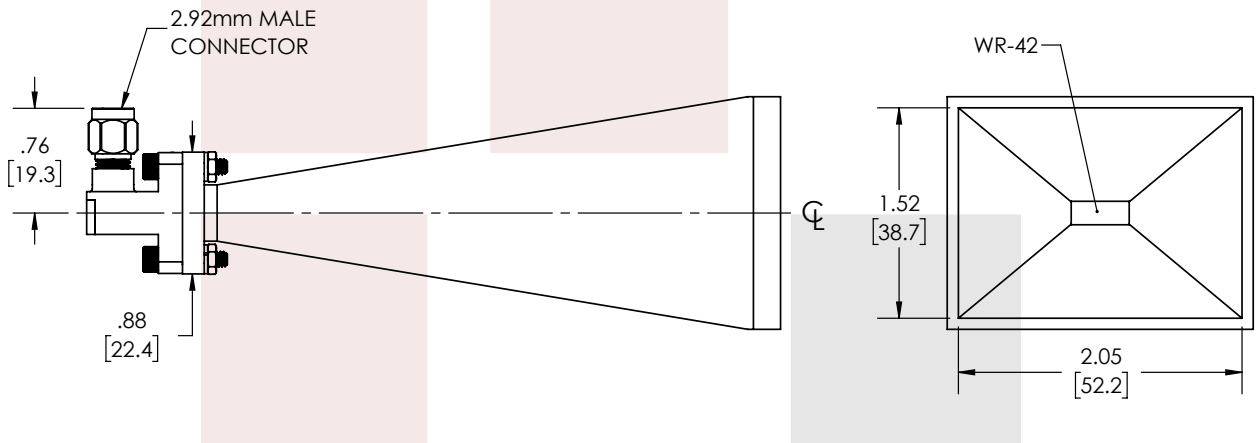
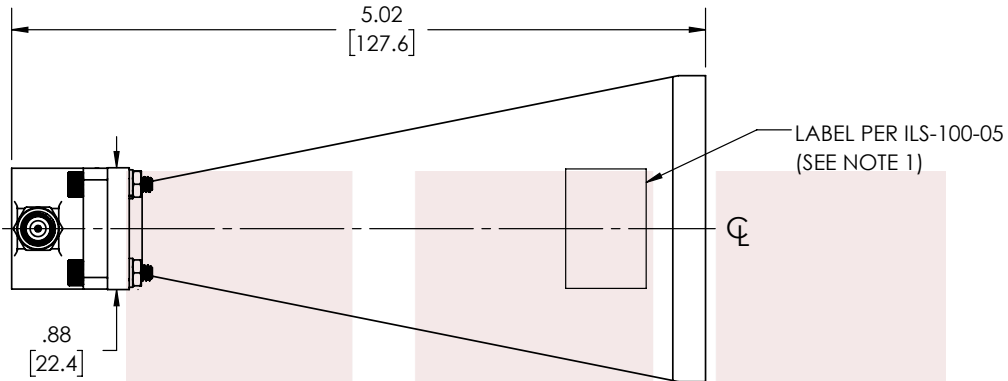
For additional information on this product, please click the following link: [WR-42 Standard Gain Horn with 20 dBi gain, 2.92mm Male connector FMWAN042-20KM](#)

URL: <https://www.fairviewmicrowave.com/wr-42-standard-gain-horn-20-dbi-2.92mm-fmwan042-20km-p.aspx>

The information contained in this document is accurate to the best of our knowledge and representative of the part described herein. It may be necessary to make modifications to the part and/or the documentation of the part, in order to implement improvements. Fairview Microwave reserves the right to make such changes as required. Unless otherwise stated, all specifications are nominal. Fairview Microwave does not make any representation or warranty regarding the suitability of the part described herein for any particular purpose, and Fairview Microwave does not assume any liability arising out of the use of any part or documentation.



REVISIONS			
REV.	DESCRIPTION	DATE	APPROVED
A	INITIAL RELEASE	10/04/2021	KHIETPAS



**NOTES:**

1. LABEL PER ILS-100-05 (FOR INTERNAL REFERENCE ONLY)  
LABEL LOCATION FOR REFERENCE ONLY

THESE COMMODITIES, TECHNOLOGY OR SOFTWARE WERE EXPORTED FROM THE UNITED STATES IN ACCORDANCE WITH THE EXPORT ADMINISTRATION REGULATIONS. DIVERSION CONTRARY TO U.S. LAW PROHIBITED.

<p><b>Fairview Microwave</b> an INFINIT<sup>®</sup> brand</p>	<p>UNLESS OTHERWISE SPECIFIED LEADING DIMENSIONS ARE INCHES DIMENSIONS IN [ ] ARE MILLIMETERS</p> <p><b>TOLERANCES:</b></p> <table border="0"> <tr> <td>.X = ±.2 [5.08]</td> <td>FRACTIONS ± 1/32</td> </tr> <tr> <td>.XX = ±.02 [.51]</td> <td>± 1/32</td> </tr> <tr> <td>.XXX = ±.005 [.13]</td> <td>ANGLES ± 1°</td> </tr> </table>		.X = ±.2 [5.08]	FRACTIONS ± 1/32	.XX = ±.02 [.51]	± 1/32	.XXX = ±.005 [.13]	ANGLES ± 1°	<p><b>CABLE LENGTH (L) TOLERANCES:</b></p> <table border="0"> <tr> <td>L ≤ 12 [305]</td> <td>= +1 [25] / -0</td> </tr> <tr> <td>12 [305] &lt; L ≤ 60 [1524]</td> <td>= +2 [51] / -0</td> </tr> <tr> <td>60 [1524] &lt; L ≤ 120 [3048]</td> <td>= +4 [102] / -0</td> </tr> <tr> <td>120 [3048] &lt; L ≤ 300 [7620]</td> <td>= +6 [152] / -0</td> </tr> <tr> <td>300 [7620] &lt; L</td> <td>= +5%L / -0</td> </tr> </table>		L ≤ 12 [305]	= +1 [25] / -0	12 [305] < L ≤ 60 [1524]	= +2 [51] / -0	60 [1524] < L ≤ 120 [3048]	= +4 [102] / -0	120 [3048] < L ≤ 300 [7620]	= +6 [152] / -0	300 [7620] < L	= +5%L / -0	<p>THIRD-ANGLE PROJECTION</p> <p>THE INFORMATION AND DESIGN IN THIS DOCUMENT IS THE PROPERTY OF FAIRVIEW MICROWAVE CORPORATION. ALL RIGHTS RESERVED.</p>
	.X = ±.2 [5.08]	FRACTIONS ± 1/32																			
.XX = ±.02 [.51]	± 1/32																				
.XXX = ±.005 [.13]	ANGLES ± 1°																				
L ≤ 12 [305]	= +1 [25] / -0																				
12 [305] < L ≤ 60 [1524]	= +2 [51] / -0																				
60 [1524] < L ≤ 120 [3048]	= +4 [102] / -0																				
120 [3048] < L ≤ 300 [7620]	= +6 [152] / -0																				
300 [7620] < L	= +5%L / -0																				
<p>TITLE</p> <p>WR-42 Standard Gain Horn with 20 dBi gain, 2.92mm Male connector</p>	<p>ALL DIMENSIONS SHOWN ARE FOR REFERENCE ONLY.</p>		<p>SHEET 1 OF 1</p> <p>SCALE N/A</p>																		
<p>SIZE A</p>	<p>CAGE CODE 3FKR5</p>	<p>DRAWN BY BPUCHASKI</p>	<p>ITEM NO. FMWAN042-20KM</p> <p>REV A</p>																		

T-Rev.D