

WR-62 Waveguide Antenna With 20 dBi Gain and 12.4 GHz to 18 GHz

The FMWAN062-20 standard gain horn antenna (also known as waveguide horn) from Fairview Microwave has a nominal gain of 20 dBi. The Fairview Microwave 20 dBi WR-62 horn antenna operates from 12.4 GHz to 18 GHz (Ku Band). This WR-62 standard gain horn has a Square Cover type flange. Waveguide standard gain horn antennas are used in a wide variety of applications due to their high power handling capability, low loss, high directivity, and near constant electrical performance. These units are Aluminum and Powder coated for increased resistance to weather and corrosion with a Horizontal and Vertical Beam Width of 17.5 and 17.3 degrees respectively. Fairview Microwave's WR-62 standard gain horns are available in 10, 15 and 20 dBi models with pyramidal shape and rectangular input. Ku Band standard gain horn antenna can ship the same day to anywhere in the world. The WR-62 FMWAN062-20 waveguide horn is part of over 40,000 RF, microwave and millimeter wave components available from Fairview Microwave.

Configuration

Design	WR-62
Polarization	Linear

Electrical Specifications

Description	Min	Typ	Max	Units
Frequency Range	12.4		18	GHz
Nominal Gain		20		dB
Horizontal 3dB Beam Width		17.5		Deg
Vertical 3dB Beam Width		17.3		Deg
VSWR		1.3:1		

Mechanical Specifications

Size

Length	6.496 in [165 mm]
Width/Diameter	3.042 in [77.27 mm]
Height	2.257 in [57.33 mm]
Weight	0.9 lbs [408.23 g]

Waveguide Interface

Waveguide Size	WR-62
Flange Type	Square Cover
Body Material and Plating	Aluminum, Gray



Features:

- WR-62 Rectangular Waveguide Interface
- 12.4 GHz to 18 GHz
- 20 dBi Nominal Gain
- Square Cover Cover Flange
- Ku Band

Applications:

- Antenna Measurements
- Wireless Communication
- Laboratory Use
- Microwave Radio Systems

z

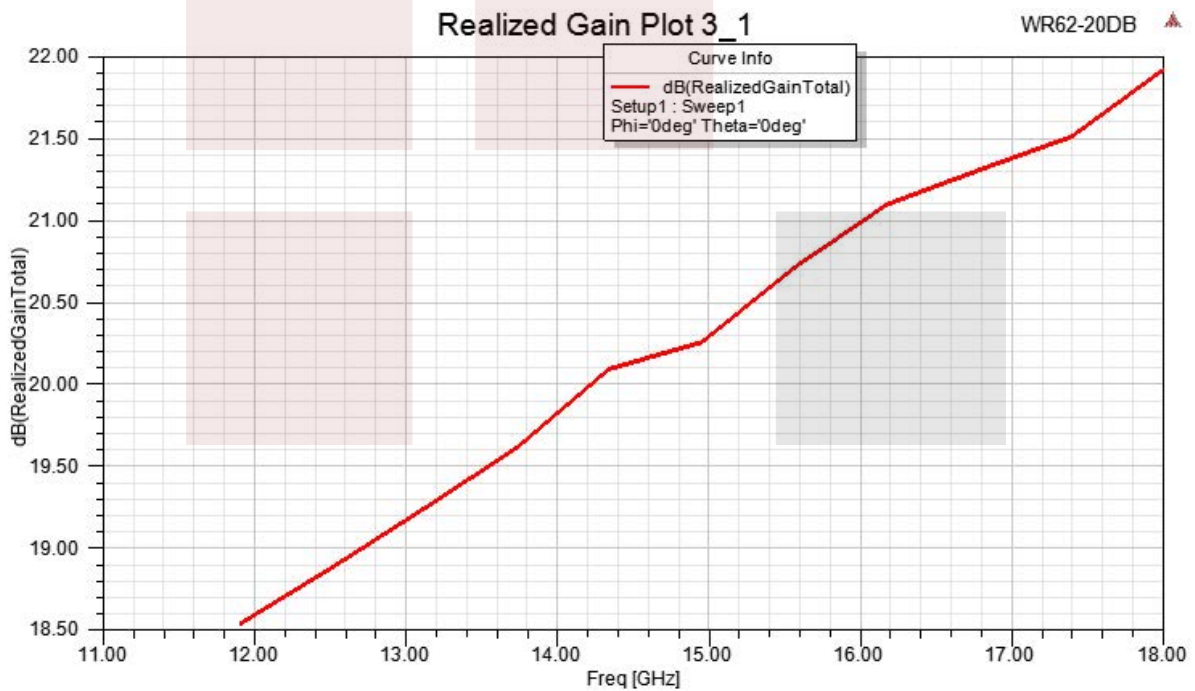
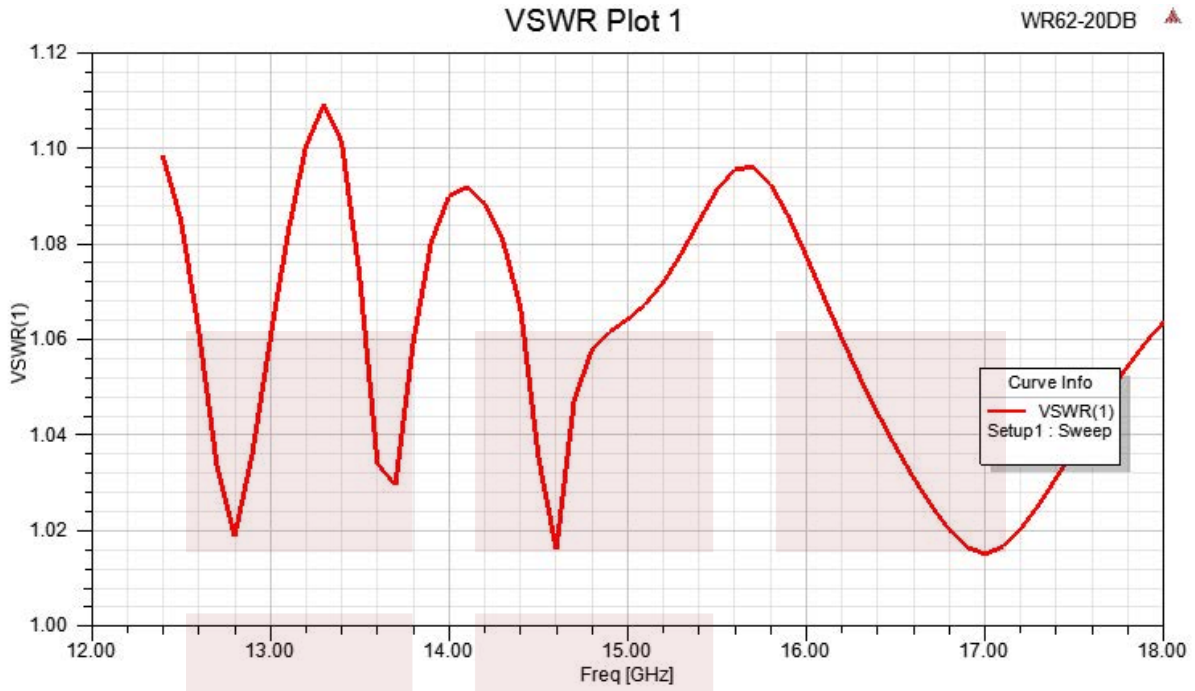
Compliance Certifications (see [product page](#) for current document)

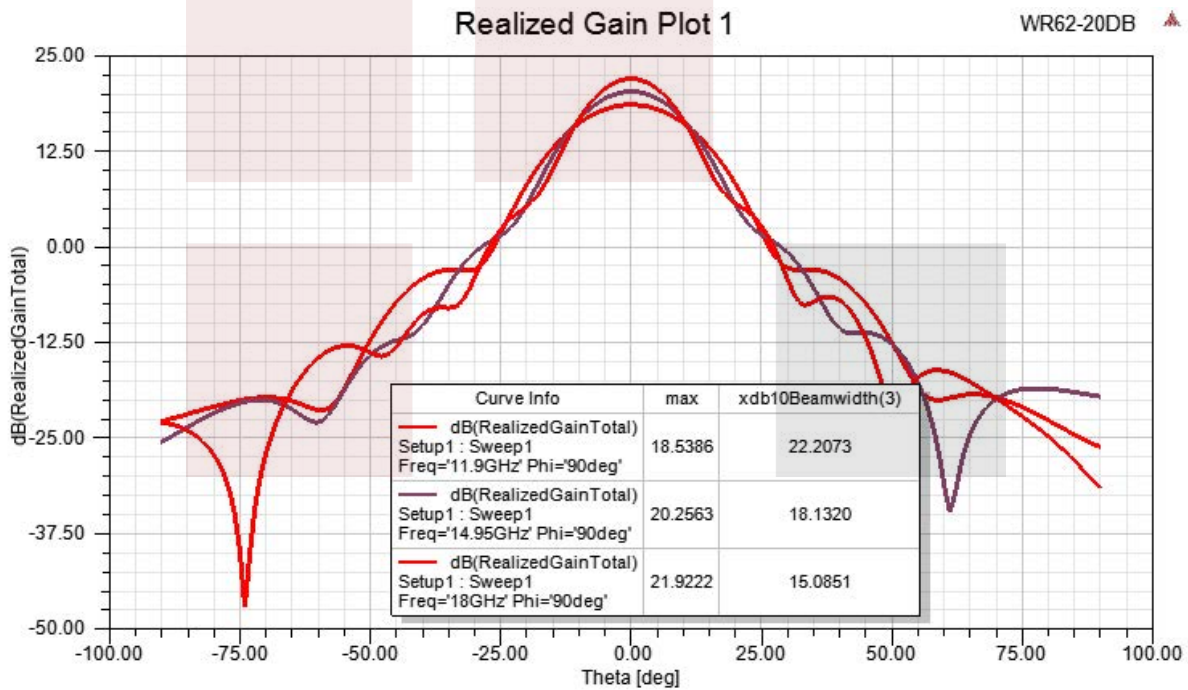
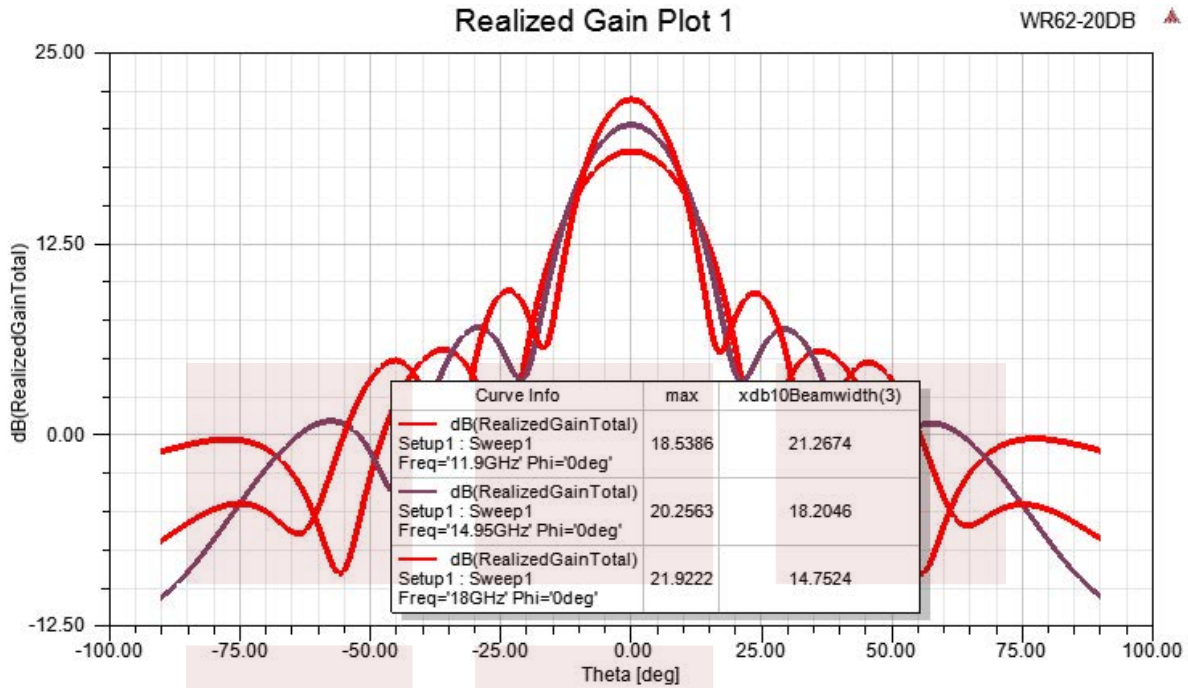
Plotted and Other Data

Notes:

Fairview Microwave
 301 Leora Ln., Suite 100
 Lewisville, TX 75056
 Tel: 1-800-715-4396 / (972) 649-6678
 Fax: (972) 649-6689
www.fairviewmicrowave.com
sales@fairviewmicrowave.com

Typical Performance Data






WR-62 Waveguide Antenna With 20 dBi Gain and 12.4 GHz to 18 GHz from Fairview Microwave is in-stock and available to ship same-day. All of our RF/microwave products are available off-the-shelf from our ISO 9001:2008 certified facilities in Lewisville, Texas. Fairview Microwave is RF on-demand.

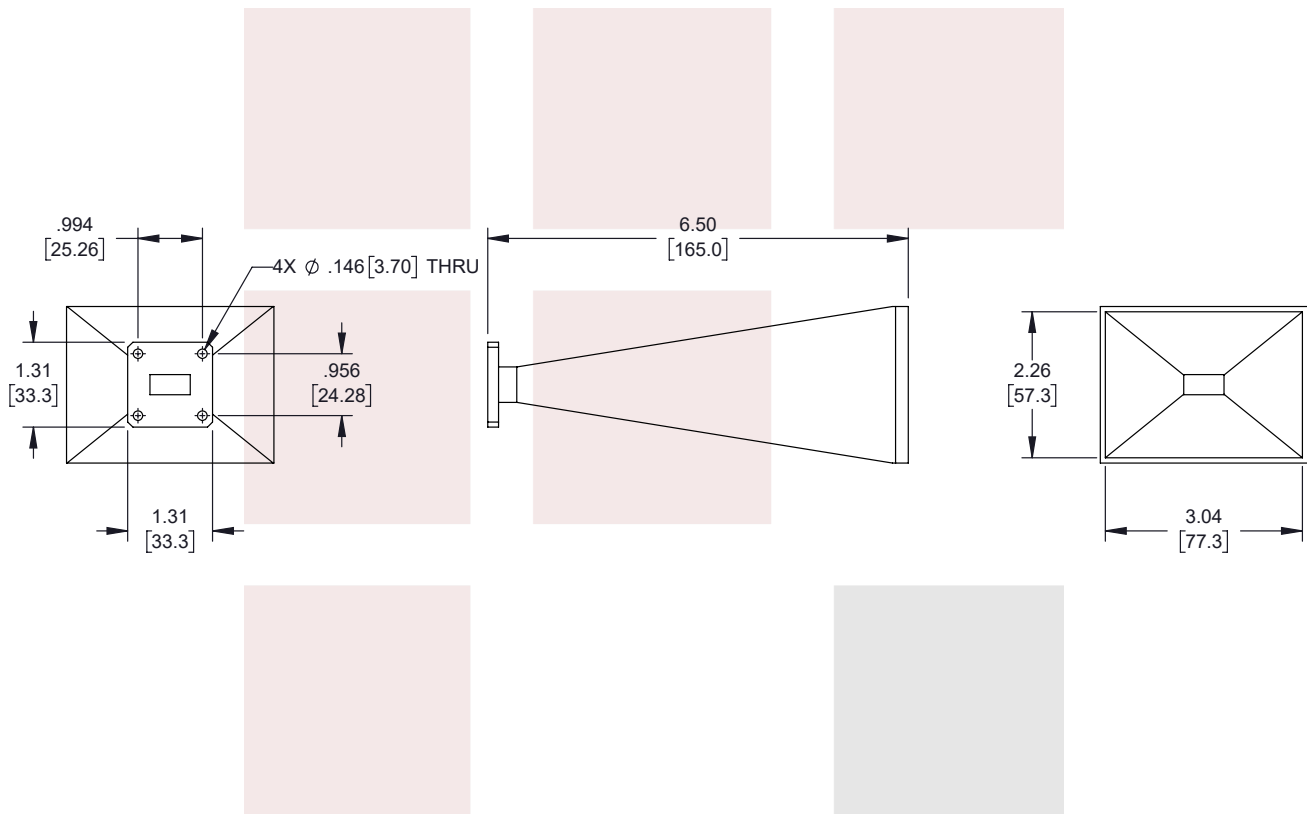
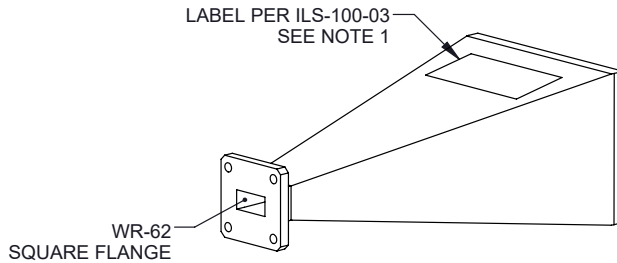
For additional information on this product, please click the following link: [WR-62 Waveguide Antenna With 20 dBi Gain and 12.4 GHz to 18 GHz FMWAN062-20](#)

URL: <https://www.fairviewmicrowave.com/wr-62-waveguide-standard-gain-horn-20-db-none-fmwan062-20-p.aspx>

The information contained in this document is accurate to the best of our knowledge and representative of the part described herein. It may be necessary to make modifications to the part and/or the documentation of the part, in order to implement improvements. Fairview Microwave reserves the right to make such changes as required. Unless otherwise stated, all specifications are nominal. Fairview Microwave does not make any representation or warranty regarding the suitability of the part described herein for any particular purpose, and Fairview Microwave does not assume any liability arising out of the use of any part or documentation.



REVISIONS			
REV.	DESCRIPTION	DATE	APPROVED
A	INITIAL RELEASE	06/14/2021	KHIETPAS



NOTES:

1. LABEL PER ILS-100-03 (FOR INTERNAL REFERENCE ONLY)
LABEL LOCATION FOR REFERENCE ONLY

THESE COMMODITIES, TECHNOLOGY OR SOFTWARE WERE EXPORTED FROM THE UNITED STATES IN ACCORDANCE WITH THE EXPORT ADMINISTRATION REGULATIONS. DIVERSION CONTRARY TO U.S. LAW PROHIBITED.

<p>Fairview Microwave an INFINIT[®] brand</p>	<p>UNLESS OTHERWISE SPECIFIED LEADING DIMENSIONS ARE INCHES DIMENSIONS IN [] ARE MILLIMETERS</p> <p>TOLERANCES: CABLE LENGTH (L) TOLERANCES:</p> <table border="0"> <tr> <td>.X = ±.2 [5.08]</td> <td>FRACTIONS</td> <td>L ≤ 12 [305] = +1 [25] / -0</td> </tr> <tr> <td>.XX = ±.02 [.51]</td> <td>± 1/32</td> <td>12 [305] < L ≤ 60 [1524] = +2 [51] / -0</td> </tr> <tr> <td>.XXX = ±.005 [.13]</td> <td>ANGLES ± 1°</td> <td>60 [1524] < L ≤ 120 [3048] = +4 [102] / -0</td> </tr> <tr> <td></td> <td></td> <td>120 [3048] < L ≤ 300 [7620] = +6 [152] / -0</td> </tr> <tr> <td></td> <td></td> <td>300 [7620] < L = +5%L / -0</td> </tr> </table>		.X = ±.2 [5.08]	FRACTIONS	L ≤ 12 [305] = +1 [25] / -0	.XX = ±.02 [.51]	± 1/32	12 [305] < L ≤ 60 [1524] = +2 [51] / -0	.XXX = ±.005 [.13]	ANGLES ± 1°	60 [1524] < L ≤ 120 [3048] = +4 [102] / -0			120 [3048] < L ≤ 300 [7620] = +6 [152] / -0			300 [7620] < L = +5%L / -0	<p>THIRD-ANGLE PROJECTION</p> <p>THE INFORMATION AND DESIGN IN THIS DOCUMENT IS THE PROPERTY OF FAIRVIEW MICROWAVE CORPORATION. ALL RIGHTS RESERVED.</p>
	.X = ±.2 [5.08]	FRACTIONS	L ≤ 12 [305] = +1 [25] / -0															
.XX = ±.02 [.51]	± 1/32	12 [305] < L ≤ 60 [1524] = +2 [51] / -0																
.XXX = ±.005 [.13]	ANGLES ± 1°	60 [1524] < L ≤ 120 [3048] = +4 [102] / -0																
		120 [3048] < L ≤ 300 [7620] = +6 [152] / -0																
		300 [7620] < L = +5%L / -0																
<p>TITLE</p> <p>WR-62 Waveguide Antenna With 20 dBi Gain and 12.4 GHz to 18 GHz</p>	<p>ALL DIMENSIONS SHOWN ARE FOR REFERENCE ONLY.</p>		<p>SHEET 1 OF 1</p> <p>SCALE N/A</p>															
<p>SIZE A</p>	<p>CAGE CODE 3FKR5</p>	<p>DRAWN BY DZINN</p>	<p>ITEM NO. FMWAN062-20</p> <p>REV A</p>															

T-Rev.D