

WR-75 Standard Gain Horn with 20 dBi gain, End Launch N Female connector

The FMWAN075-20ELNF standard gain horn antenna (also known as waveguide horn) from Fairview Microwave is part of our comprehensive selection of waveguide antennas. This standard gain horn is mated with a WR-75 to N Female End Launch waveguide to coaxial adapter and operates from 10 GHz to 15 GHz.

Our FMWAN075-20ELNF standard gain horn antenna has a nominal gain of 20 dBi with a Horizontal and Vertical HPBW (Half Power Beam Width) of 17.5 dB and 17.3 dB respectively. Fairview Microwave's N Female End Launch to WR-75 standard gain horns are available in 10, 15 and 20 dBi models with pyramidal shape and connectorized input.

Waveguide antennas, such as the FMWAN075-20ELNF are used in a wide variety of applications due to the high-power handling capability, low loss, high directivity, and near constant electrical performance. Our WR-75 waveguide antennas with N Female End Launch interface is part of over 40,000 RF, microwave and millimeter wave components from Fairview Microwave available worldwide and Ship same day.

Configuration

Design: WR-75 Standard Gain Horn
Coaxial Interface: N Female

Electrical Specifications

Description	Min	Typ	Max	Units
Frequency Range	10		15	GHz
Waveguide Standard Gain Horn				
Gain		20		dBi
Horizontal 3dB Beam Width		17.5		Degrees
Vertical 3dB Beam Width		17.3		Degrees
Waveguide to Coaxial Adapter				
Input VSWR			1.4:1	

Mechanical Specifications

Size


Length: 8.677 in 220.4 mm
Width/Diameter: 3.668 in 93.17 mm
Height: 2.721 in 69.11 mm
Weight: 0.5157 lbs 233.92 g

RF Connector

Type: N Female
Specification: End Launch

Waveguide Interface

Waveguide Size: WR-75



Features:

- 10 GHz to 15 GHz
- WR-75 Waveguide Band
- 20 dBi Nominal Gain
- N Female End Launch Connector

Applications:

- Antenna Measurements
- Wireless Communication
- Laboratory Use
- Microwave Radio Systems
- Radome Testing
- Automotive Antenna Test Solutions
- Radar Cross Section
- Satellite Antenna Testing

Fairview Microwave
301 Leora Ln., Suite 100
Lewisville, TX 75056
Tel: 1-800-715-4396 / (972) 649-6678
Fax: (972) 649-6689
www.fairviewmicrowave.com
sales@fairviewmicrowave.com

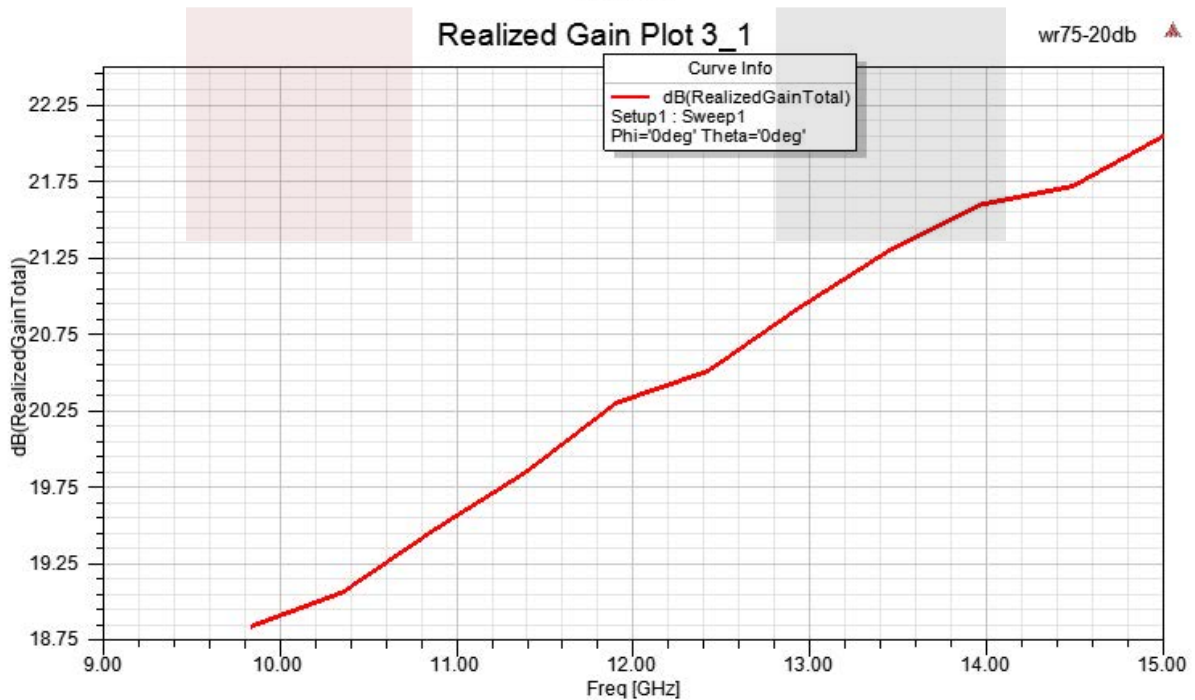
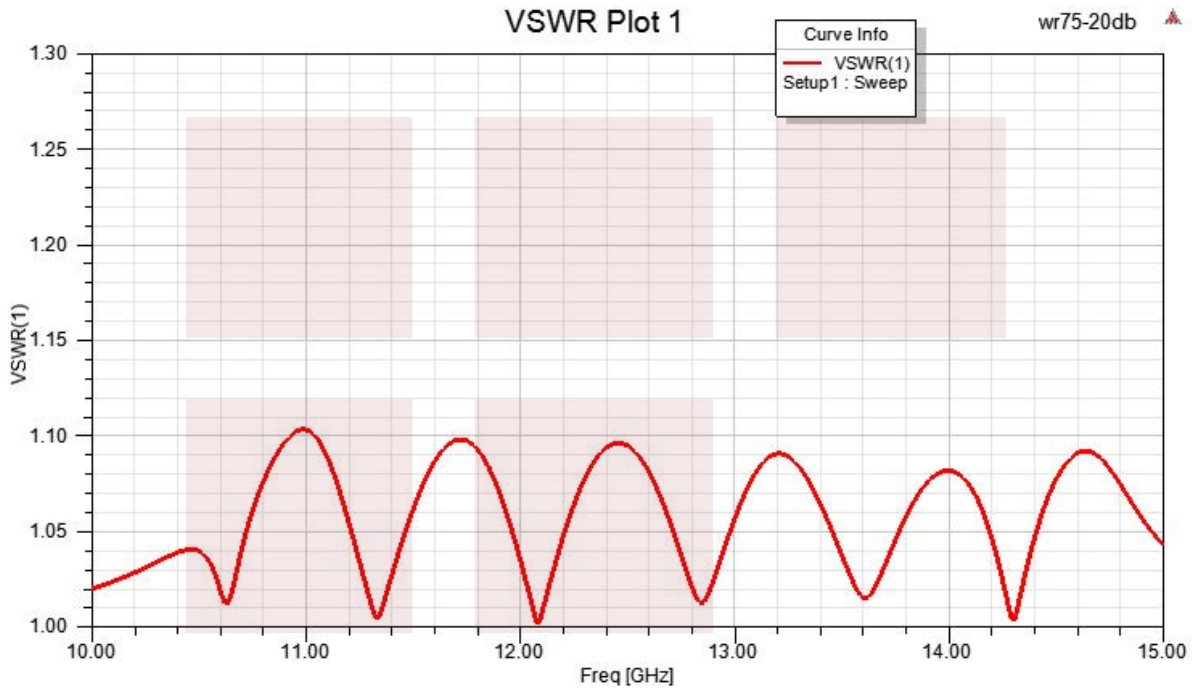
Environmental Specifications

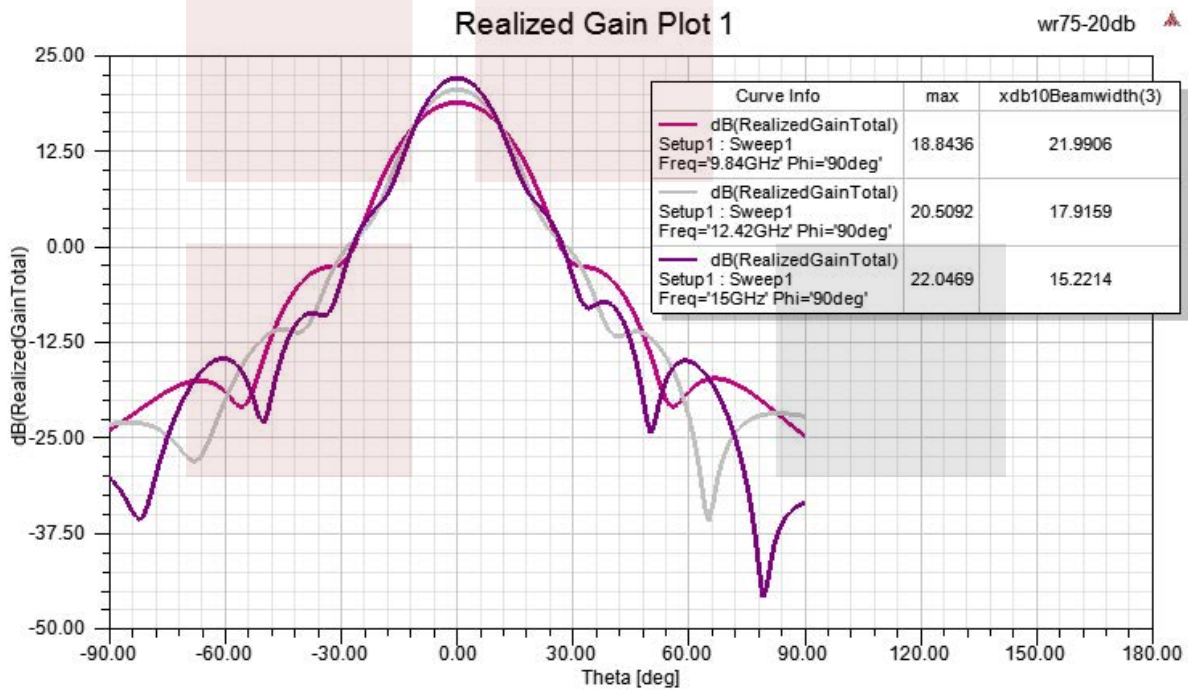
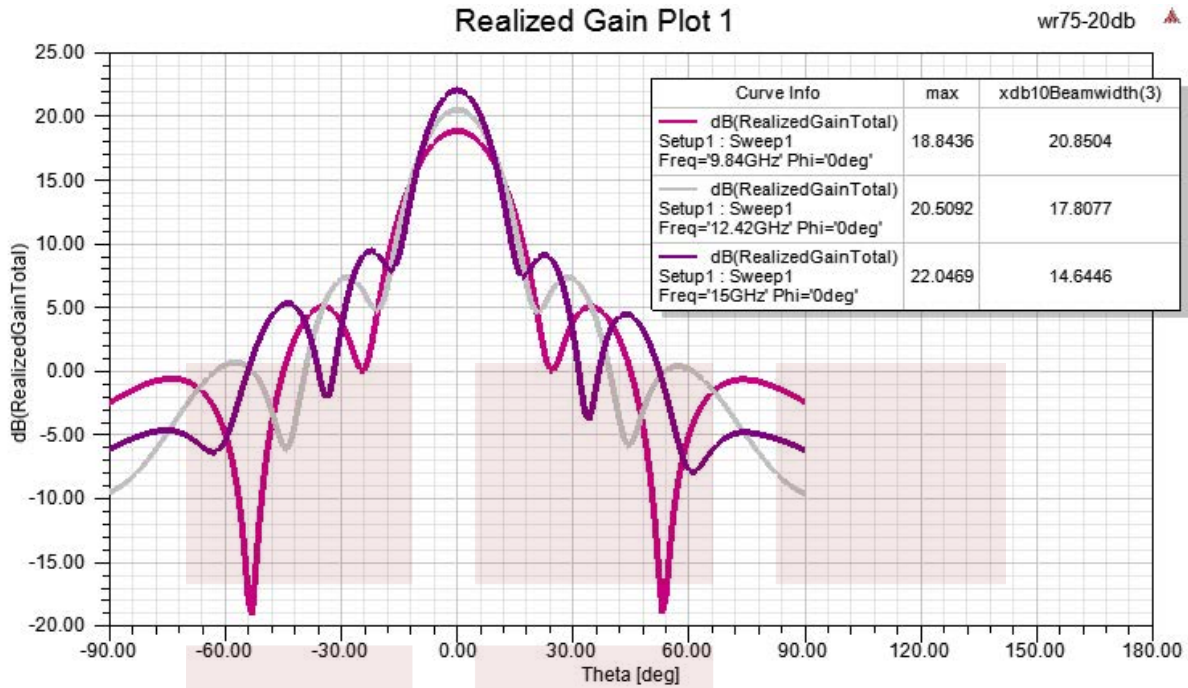
Compliance Certifications (see [product page](#) for current document)

Plotted and Other Data

Notes:

Typical Performance Data





WR-75 Standard Gain Horn with 20 dBi gain, End Launch N Female connector from Fairview Microwave is in-stock and available to ship same-day. All of our RF/microwave products are available off-the-shelf from our ISO 9001:2008 certified facilities in Lewisville, Texas. Fairview Microwave is RF on-demand.

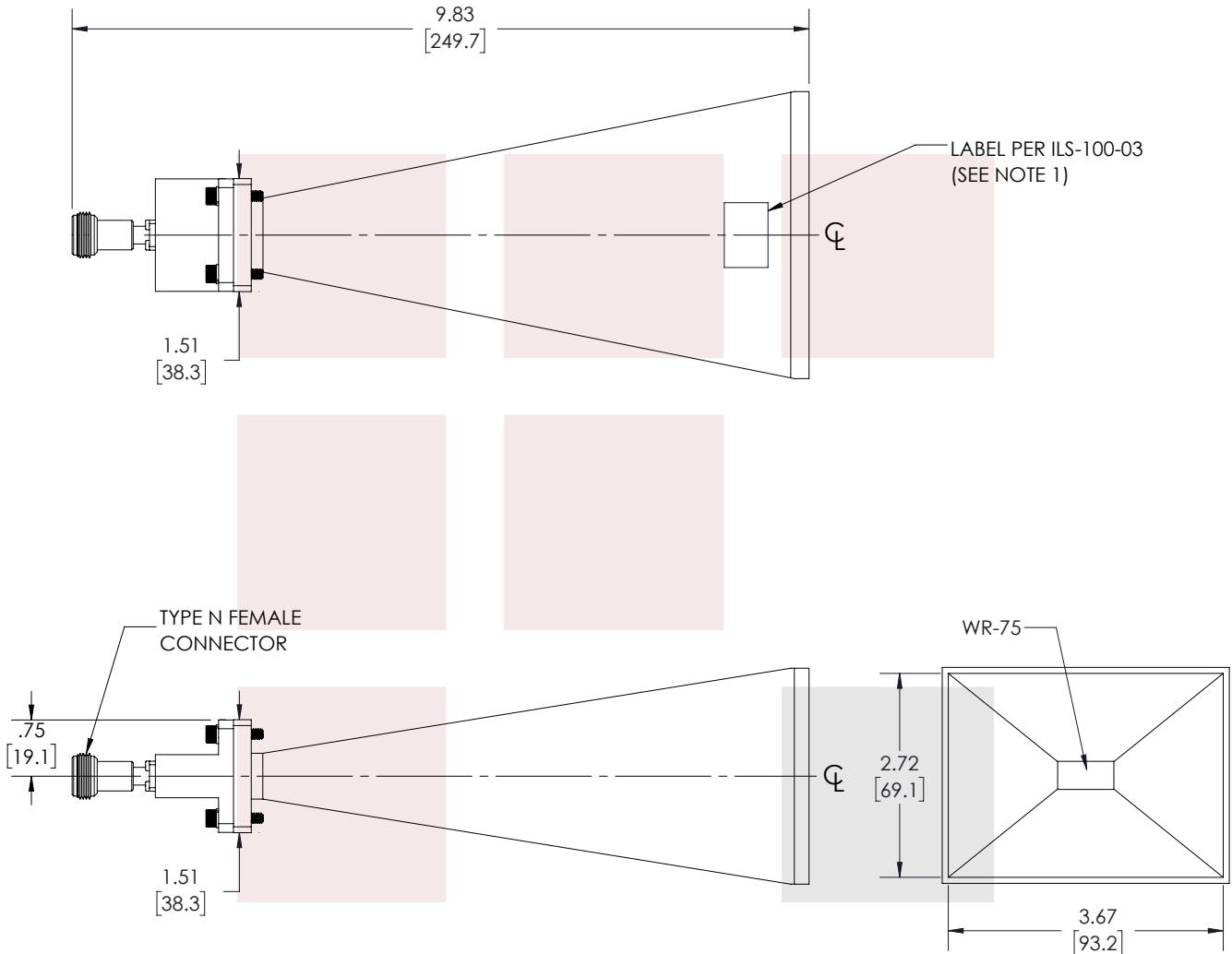
For additional information on this product, please click the following link: [WR-75 Standard Gain Horn with 20 dBi gain, End Launch N Female connector FMWAN075-20ELNF](#)

URL: <https://www.fairviewmicrowave.com/wr-75-waveguide-standard-gain-horn-antenna-20-db-n-pewan075-20eInf-p.aspx>

The information contained in this document is accurate to the best of our knowledge and representative of the part described herein. It may be necessary to make modifications to the part and/or the documentation of the part, in order to implement improvements. Fairview Microwave reserves the right to make such changes as required. Unless otherwise stated, all specifications are nominal. Fairview Microwave does not make any representation or warranty regarding the suitability of the part described herein for any particular purpose, and Fairview Microwave does not assume any liability arising out of the use of any part or documentation.



REVISIONS			
REV.	DESCRIPTION	DATE	APPROVED
A	INITIAL RELEASE	01/27/2022	KHIETPAS



- NOTES:**
 1. LABEL PER ILS-100-03 (FOR INTERNAL REFERENCE ONLY)
 LABEL LOCATION FOR REFERENCE ONLY

THESE COMMODITIES, TECHNOLOGY OR SOFTWARE WERE EXPORTED FROM THE UNITED STATES IN ACCORDANCE WITH THE EXPORT ADMINISTRATION REGULATIONS. DIVERSION CONTRARY TO U.S. LAW PROHIBITED.

TITLE

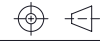
WR-75 Standard Gain Horn with 20 dBi gain, End Launch N Female connector

UNLESS OTHERWISE SPECIFIED LEADING DIMENSIONS ARE INCHES
 DIMENSIONS IN [] ARE MILLIMETERS

TOLERANCES: CABLE LENGTH (L) TOLERANCES:

.X = ±.2 [5.08]	FRACTIONS	L ≤ 12 [305] = +1 [25] / -0
.XX = ±.02 [.51]	± 1/32	12 [305] < L ≤ 60 [1524] = +2 [51] / -0
.XXX = ±.005 [.13]	ANGLES ± 1°	60 [1524] < L ≤ 120 [3048] = +4 [102] / -0
		120 [3048] < L ≤ 300 [7620] = +6 [152] / -0
		300 [7620] < L = +5%L / -0

THIRD-ANGLE PROJECTION



THE INFORMATION AND DESIGN IN THIS DOCUMENT IS THE PROPERTY OF FAIRVIEW MICROWAVE CORPORATION. ALL RIGHTS RESERVED.

SHEET 1 OF 1

ALL DIMENSIONS SHOWN ARE FOR REFERENCE ONLY.

SCALE N/A

SIZE A	CAGE CODE 3FKR5	DRAWN BY BPUCHASKI	ITEM NO. FMWAN075-20ELNF	REV A
-----------	--------------------	-----------------------	-----------------------------	----------

T-Rev.D