

WR-102 Standard Gain Horn with 10 dBi gain, N Female connector

The FMWAN102-10NF standard gain horn antenna (also known as waveguide horn) from Fairview Microwave is part of our comprehensive selection of waveguide antennas. This standard gain horn is mated with a WR-102 to N Female waveguide to coaxial adapter and operates from 7 GHz to 11 GHz.

Our FMWAN102-10NF standard gain horn antenna has a nominal gain of 10 dBi with a Horizontal and Vertical HPBW (Half Power Beam Width) of 52.1 dB and 51.6 dB respectively. Fairview Microwave's N Female to WR-102 standard gain horns are available in 10, 15 and 20 dBi models with pyramidal shape and connectorized input.

Waveguide antennas, such as the FMWAN102-10NF are used in a wide variety of applications due to the high-power handling capability, low loss, high directivity, and near constant electrical performance. Our WR-102 waveguide antennas with N Female interface is part of over 40,000 RF, microwave and millimeter wave components from Fairview Microwave available worldwide and Ship same day.

Configuration

Design WR-102 Standard Gain Horn
Coaxial Interface N Female

Electrical Specifications

Description	Min	Typ	Max	Units
Frequency Range	7		11	GHz
Waveguide Standard Gain Horn				
Gain		10		dBi
Horizontal 3dB Beam Width		52.1		Degrees
Vertical 3dB Beam Width		51.6		Degrees
Waveguide to Coaxial Adapter				
Input VSWR			1.3:1	

Mechanical Specifications

Size
 Length 4.005 in 101.73 mm
 Width/Diameter 1.685 in 42.8 mm
 Height 1.685 in 42.8 mm
 Weight 0.399 lbs 180.98 g

RF Connector
 Type N Female

Waveguide Interface
 Waveguide Size WR-102

Environmental Specifications

Compliance Certifications (see [product page](#) for current document)

Plotted and Other Data

Notes:



Features:

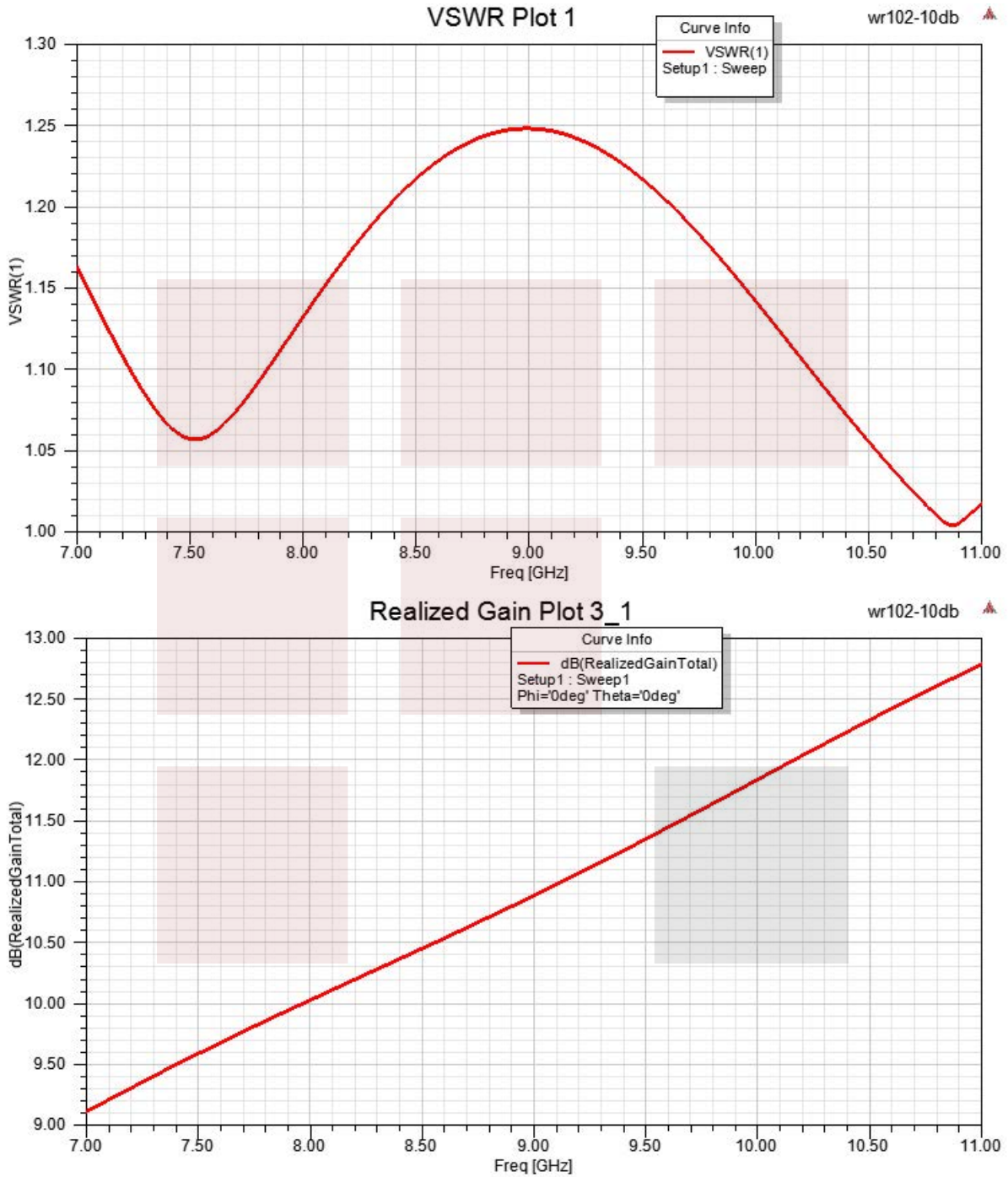
- 7 GHz to 11 GHz
- WR-102 Waveguide Band
- 10 dBi Nominal Gain
- N Female Connector

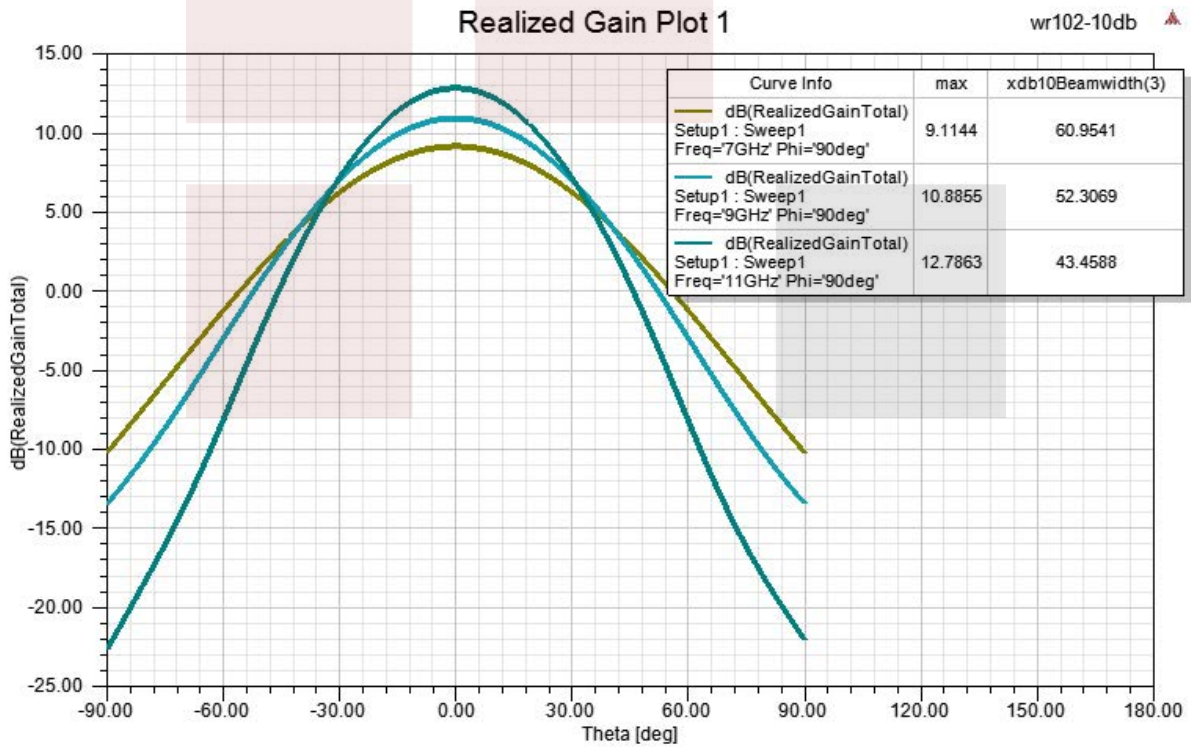
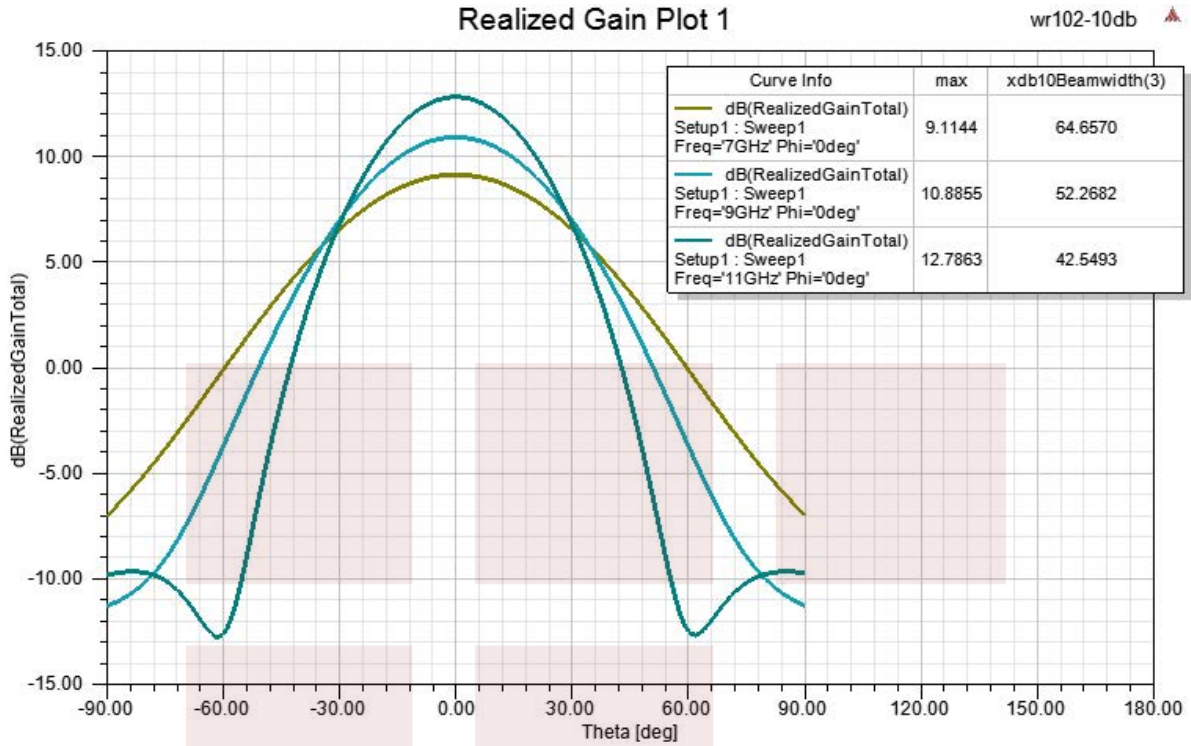
Applications:

- Antenna Measurements
- Wireless Communication
- Laboratory Use
- Microwave Radio Systems
- Radome Testing
- Automotive Antenna Test Solutions
- Radar Cross Section
- Satellite Antenna Testing

Fairview Microwave
 301 Leora Ln., Suite 100
 Lewisville, TX 75056
 Tel: 1-800-715-4396 / (972) 649-6678
 Fax: (972) 649-6689
www.fairviewmicrowave.com
sales@fairviewmicrowave.com

Typical Performance Data





WR-102 Standard Gain Horn with 10 dBi gain, N Female connector from Fairview Microwave is in-stock and available to ship same-day. All of our RF/microwave products are available off-the-shelf from our ISO 9001:2008 certified facilities in Lewisville, Texas. Fairview Microwave is RF on-demand.

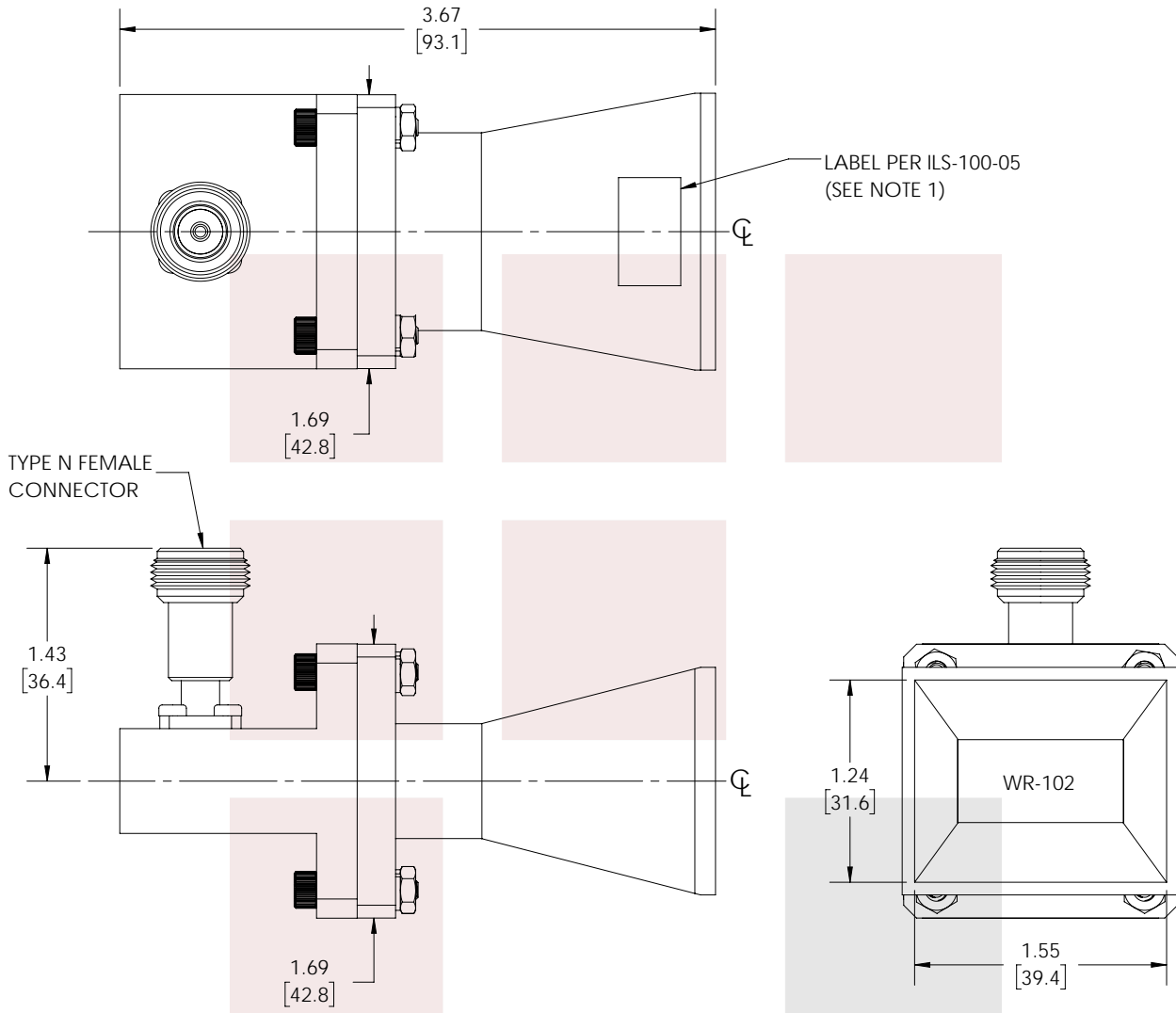
For additional information on this product, please click the following link: [WR-102 Standard Gain Horn with 10 dBi gain, N Female connector FMWAN102-10NF](#)

URL:

The information contained in this document is accurate to the best of our knowledge and representative of the part described herein. It may be necessary to make modifications to the part and/or the documentation of the part, in order to implement improvements. Fairview Microwave reserves the right to make such changes as required. Unless otherwise stated, all specifications are nominal. Fairview Microwave does not make any representation or warranty regarding the suitability of the part described herein for any particular purpose, and Fairview Microwave does not assume any liability arising out of the use of any part or documentation.



REVISIONS			
REV.	DESCRIPTION	DATE	APPROVED
A	INITIAL RELEASE	01/11/2022	KHIETPAS



- NOTES:**
1. LABEL PER ILS-100-05 (FOR INTERNAL REFERENCE ONLY)
LABEL LOCATION FOR REFERENCE ONLY

THESE COMMODITIES, TECHNOLOGY OR SOFTWARE WERE EXPORTED FROM THE UNITED STATES IN ACCORDANCE WITH THE EXPORT ADMINISTRATION REGULATIONS. DIVERSION CONTRARY TO U.S. LAW PROHIBITED.

<p>Fairview Microwave an INFINIT[®] brand</p>	<p>UNLESS OTHERWISE SPECIFIED LEADING DIMENSIONS ARE INCHES DIMENSIONS IN [] ARE MILLIMETERS</p> <p>TOLERANCES: CABLE LENGTH (L) TOLERANCES:</p> <p>.X = ±.2 [5.08] FRACTIONS L ≤ 12 [305] = +1 [25] / -0 .XX = ±.02 [.51] ± 1/32 12 [305] < L ≤ 60 [1524] = +2 [51] / -0 .XXX = ±.005 [.13] ANGLES ± 1° 60 [1524] < L ≤ 120 [3048] = +4 [102] / -0 120 [3048] < L ≤ 300 [7620] = +6 [152] / -0 300 [7620] < L = +5%L / -0</p>		<p>THIRD-ANGLE PROJECTION</p> <p>THE INFORMATION AND DESIGN IN THIS DOCUMENT IS THE PROPERTY OF FAIRVIEW MICROWAVE CORPORATION. ALL RIGHTS RESERVED.</p>	
	<p>TITLE</p> <p>WR-102 Standard Gain Horn with 10 dBi gain, N Female connector</p>		<p>SHEET 1 OF 1</p>	
<p>ALL DIMENSIONS SHOWN ARE FOR REFERENCE ONLY.</p>			<p>SCALE N/A</p>	
SIZE A	CAGE CODE 3FKR5	DRAWN BY BPUCHASKI	ITEM NO. FMWAN102-10NF	REV A

T-Rev.D