

**WR-137 to SMA Female Waveguide to Coax Adapter
 UG-441/U Round Cover with 5.85 GHz to 8.2 GHz C
 Band in Aluminum, Paint**

The FMWCA1046 is a waveguide to coaxial adapter operating in the C Band with a 5.85 to 8.2 GHz frequency range. This adapter offers a WR-137 waveguide interface size using a standard UG-441/U Round Cover Flange. The FMWCA1046 is constructed of Aluminum Alloy and painted to ensure durability. The coaxial connector offered by this adapter uses a SMA Female Connector.

Configuration

Waveguide Size	WR-137
Flange	UG-441/U Round Cover
RF Connector	SMA Female
Impedance	50 Ohms
Body Geometry	Right Angle

Electrical Specifications

Description	Min	Typ	Max	Units
Frequency Range	5.85		8.2	GHz
VSWR		1.25:1		

Mechanical Specifications

RF Connector	
Connector Type	SMA Female
Waveguide Interface	
Waveguide Type	WR-137
Flange Type	Round Cover
Flange Designation	UG-441/U
Body Material and Plating	Aluminum, Paint

Compliance Certifications (see [product page](#) for current document)

Plotted and Other Data

- Notes:
- Values at +25 °C, sea level unless stated otherwise



Features:

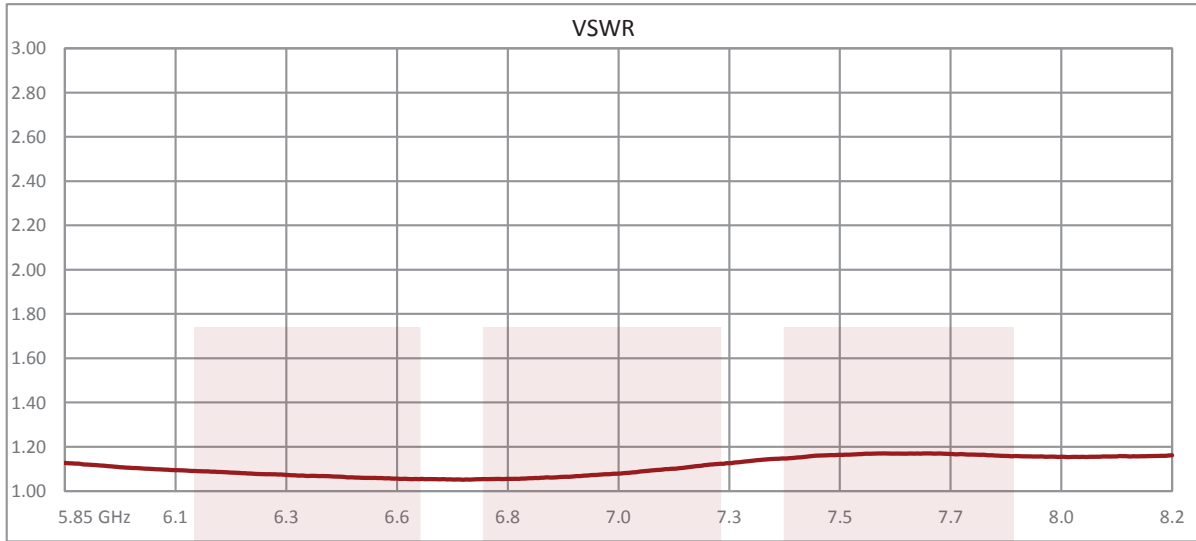
- C Band
- 5.85 to 8.2 GHz Frequency Range
- WR-137 Waveguide Interface
- UG-441/U Round Cover Flange
- SMA Female RF Interface
- Right Angle

Applications:

- Test Benches
- Radar
- Satellite
- Microwave Radio Systems
- Military and Space
- Communication Systems

Fairview Microwave
 301 Leora Ln., Suite 100
 Lewisville, TX 75056
 Tel: 1-800-715-4396 / (972) 649-6678
 Fax: (972) 649-6689
www.fairviewmicrowave.com
sales@fairviewmicrowave.com

Typical Performance Data

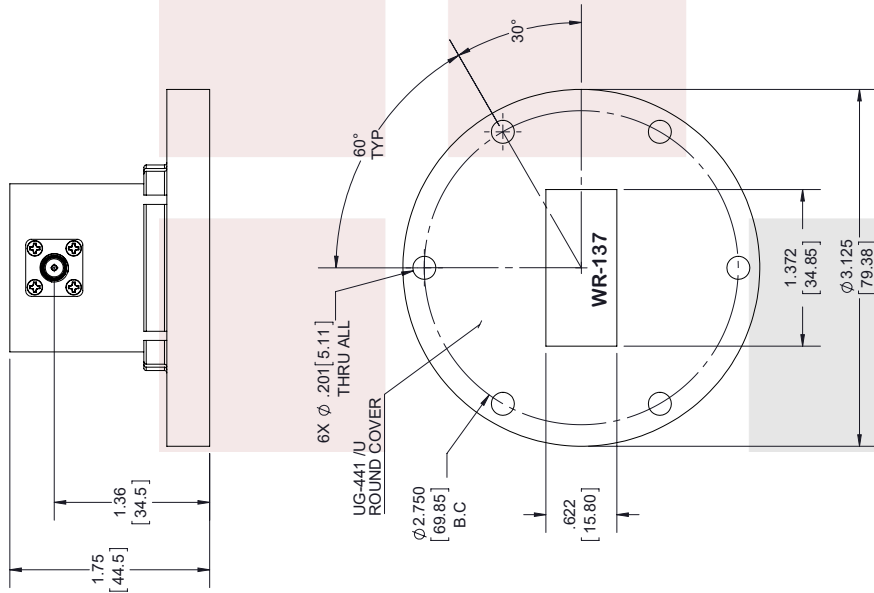
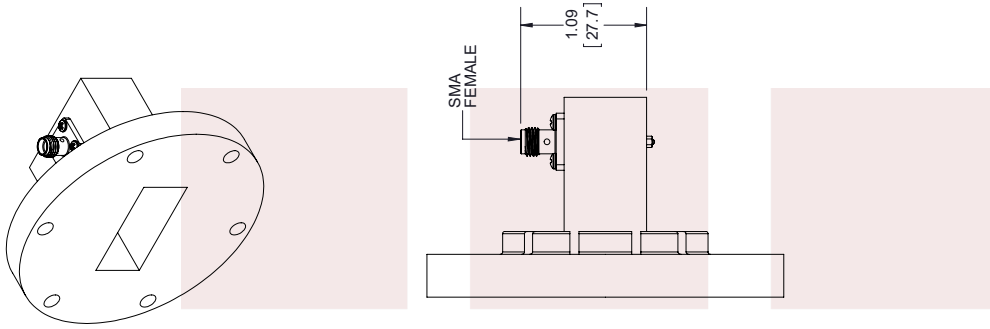


WR-137 to SMA Female Waveguide to Coax Adapter UG-441/U Round Cover with 5.85 GHz to 8.2 GHz C Band in Aluminum, Paint from Fairview Microwave is in-stock and available to ship same-day. All of our RF/microwave products are available off-the-shelf from our ISO 9001:2008 certified facilities in Allen, Texas. Fairview Microwave is RF on-demand.

For additional information on this product, please click the following link: [WR-137 to SMA Female Waveguide to Coax Adapter UG-441/U Round Cover with 5.85 GHz to 8.2 GHz C Band in Aluminum, Paint FMWCA1046](https://www.fairviewmicrowave.com/wr137-sma-female-waveguide-coax-adapter-ug441-round-fmwca1046-p.aspx)

URL: <https://www.fairviewmicrowave.com/wr137-sma-female-waveguide-coax-adapter-ug441-round-fmwca1046-p.aspx>

The information contained in this document is accurate to the best of our knowledge and representative of the part described herein. It may be necessary to make modifications to the part and/or the documentation of the part, in order to implement improvements. Fairview Microwave reserves the right to make such changes as required. Unless otherwise stated, all specifications are nominal. Fairview Microwave does not make any representation or warranty regarding the suitability of the part described herein for any particular purpose, and Fairview Microwave does not assume any liability arising out of the use of any part or documentation.



STANDARD TOLERANCES
 .X ±0.2
 .XX ±0.01
 .XXX ±0.005

*STANDARD TOLERANCES APPLY
 ONLY TO DIMENSIONS IN INCHES

FAIRVIEW MICROWAVE INC. ALLEN, TX 75013 WWW.FAIRVIEWMICROWAVE.COM		DWG NO FMWCA1046		CAGE CODE 3FKR5	
		CAD FILE 100417	SHEET 1 OF 1	SCALE N/A	SIZE A 7361
NOTES: 1. UNLESS OTHERWISE SPECIFIED ALL DIMENSIONS ARE NOMINAL. 2. ALL SPECIFICATIONS ARE SUBJECT TO CHANGE WITHOUT NOTICE AT ANY TIME. 3. DIMENSIONS ARE IN INCHES [mm].					

WR-137 to SMA Female Waveguide to Coax Adapter
 UG-441/U Round Cover with 5.85 GHz to 8.2 GHz C
 Band in Aluminum, Paint