

WRD-750 to SMA Female Waveguide to Coax Adapter UG Square Cover with 7.5 GHz to 18 GHz in Copper Alloy

The FMWCA1119 is an end launch double ridge waveguide to coaxial adapter operating at a frequency range of 7.5 GHz to 18 GHz. This adapter offers a WRD-750 waveguide interface size coupled with a precision tolerance Square Cover flange. The FMWCA1119 is constructed of copper alloy and painted grey to ensure durability. The coaxial connector offered by this adapter uses an SMA Female connector.

Configuration

Waveguide Size	WRD-750
Flange	UG Square Cover
RF Connector	SMA Female
Impedance	50 Ohms
Body Geometry	End Launch

Electrical Specifications

Description	Min	Typ	Max	Units
Frequency Range	7.5		18	GHz
VSWR		1.5:1		
Insertion Loss			0.5	dB
Input Power (CW)			50	Watts

Mechanical Specifications

Weight	0.5 lbs [226.8 g]
--------	-------------------

RF Connector

Connector Type	SMA Female
----------------	------------

Waveguide Interface

Waveguide Type	WRD-750
Flange Type	Square Cover
Flange Designation	UG
Body Material and Plating	Copper Alloy

Compliance Certifications (see [product page](#) for current document)

Plotted and Other Data

Notes:

- Values at +25 °C, sea level unless stated otherwise



Features:

- 7.5 GHz to 18 GHz Frequency Range
- WRD-750 Double Ridge Waveguide Interface
- UG Square Cover Flange
- SMA Female RF Interface
- Comprehensive waveguide offering also include E-Bends, H-Bends, Sections, Filters, Terminations, Couplers, and more.

Applications:

- Test Benches
- Radar
- Satellite
- Microwave Radio Systems
- Military and Space
- Communication Systems

Fairview Microwave
301 Leora Ln., Suite 100
Lewisville, TX 75056
Tel: 1-800-715-4396 / (972) 649-6678
Fax: (972) 649-6689
www.fairviewmicrowave.com
sales@fairviewmicrowave.com

WRD-750 to SMA Female Waveguide to Coax Adapter UG Square Cover with 7.5 GHz to 18 GHz in Copper Alloy from Fairview Microwave is in-stock and available to ship same-day. All of our RF/microwave products are available off-the-shelf from our ISO 9001:2008 certified facilities in Lewisville, Texas. Fairview Microwave is RF on-demand.

For additional information on this product, please click the following link: [WRD-750 to SMA Female Waveguide to Coax Adapter UG Square Cover with 7.5 GHz to 18 GHz in Copper Alloy FMWCA1119](#)

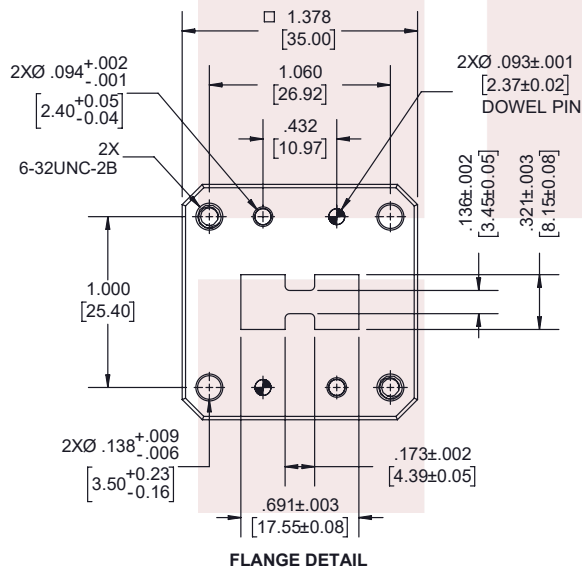
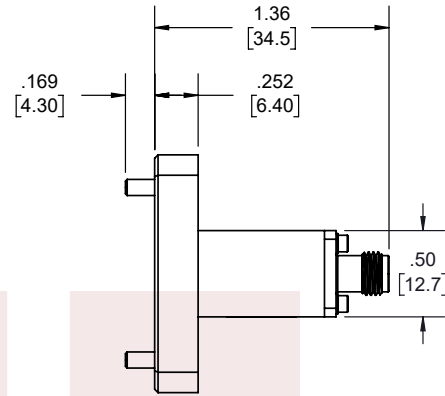
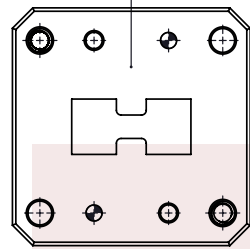
URL: <https://www.fairviewmicrowave.com/wrd750-sma-female-end-launch-waveguide-coax-adapter-ug-square-fmw-ca1119-p.aspx>

The information contained in this document is accurate to the best of our knowledge and representative of the part described herein. It may be necessary to make modifications to the part and/or the documentation of the part, in order to implement improvements. Fairview Microwave reserves the right to make such changes as required. Unless otherwise stated, all specifications are nominal. Fairview Microwave does not make any representation or warranty regarding the suitability of the part described herein for any particular purpose, and Fairview Microwave does not assume any liability arising out of the use of any part or documentation.

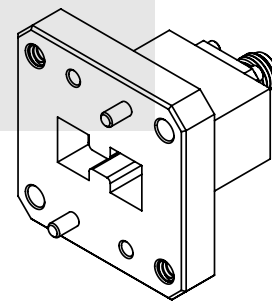
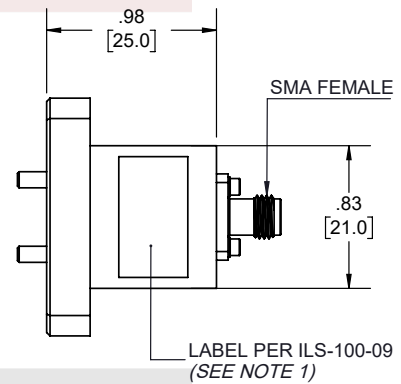


REVISIONS			
REV.	DESCRIPTION	DATE	APPROVED
A	INITIAL RELEASE	10/6/2020	S.PONG

WRD750 DOUBLE-RIDGE
FPWRD750D24 COVER FLANGE



FLANGE DETAIL



NOTES:

1. LABEL PER ILS-100-09. FOR INTERNAL REFERENCE ONLY. LABEL LOCATION FOR REFERENCE ONLY.

THESE COMMODITIES, TECHNOLOGY OR SOFTWARE WERE EXPORTED FROM THE UNITED STATES IN ACCORDANCE WITH THE EXPORT ADMINISTRATION REGULATIONS. DIVERSION CONTRARY TO U.S. LAW PROHIBITED.

TITLE
WRD-750 to SMA Female Waveguide to Coax Adapter
UG Square Cover with 7.5 GHz to 18 GHz in Copper Alloy

UNLESS OTHERWISE SPECIFIED LEADING DIMENSIONS ARE INCHES
DIMENSIONS IN [] ARE MILLIMETERS

TOLERANCES: CABLE LENGTH (L) TOLERANCES:

.X ± .2 [5.08] FRACTIONS L ≤ 12 [305] = +1 [25] / -0
.XX ± .02 [.51] ± 1/32 12 [305] < L ≤ 60 [1524] = +2 [51] / -0
.XXX ± .005 [.13] ANGLES ± 1° 60 [1524] < L ≤ 120 [3048] = +4 [102] / -0
120 [3048] < L ≤ 300 [7620] = +6 [152] / -0
300 [7620] < L = +5%L / -0

THIRD-ANGLE PROJECTION



THE INFORMATION AND DESIGN IN THIS DOCUMENT IS THE PROPERTY OF FAIRVIEW MICROWAVE CORPORATION. ALL RIGHTS RESERVED.

SHEET 1 OF 1

ALL DIMENSIONS SHOWN ARE FOR REFERENCE ONLY.

SCALE N/A

SIZE A	CAGE CODE 3FKR5	DRAWN BY K.DANG	ITEM NO. FMWCA1119	REV A
-----------	--------------------	--------------------	-----------------------	----------

T-Rev.D