

Panel Jack Receptacle—Solder Pot Contact

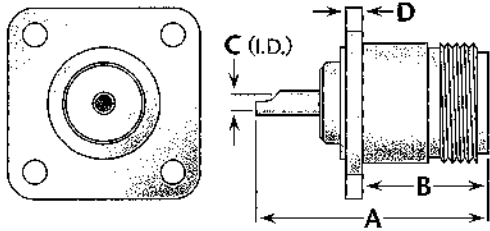


Figure 1

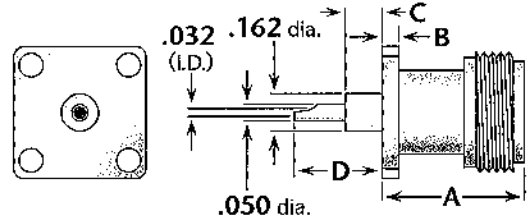


Figure 2

(¹¹/₁₆" square flange, interchangeable with BNC and TNC standard flange size)

Figure 3

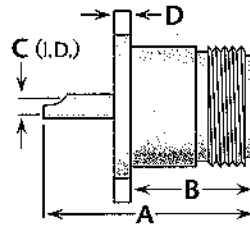
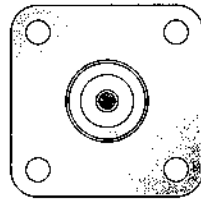


Figure	Dimensions				Mounting Figure	Plating		Delta P/N
	A	B	C	D		Body	Contact	
1	1.13	.66	.100	.080	33	Nickel	Silver (C)	UG-58A/U
1	1.13	.66	.100	.080	33	Silver	Gold (C)	M39012/04-0002
1	1.13	.66	.100	.080	18	Nickel	Silver (C)	1113-000-N181
1	1.13	.66	.100	.080	32A	Nickel	Silver (C)	1113-000-N321-2
1	1.13	.66	.100	.080	32	Nickel	Gold (C)	1113-000-N321-3
1	1.13	.66	.100	.080	33	Silver	Gold (C)	1113-000-A331-11
1	1.13	.66	.100	.080	33	Nickel	Gold (C)	1113-000-N331-11
1	1.13	.66	.100	.080	95	Nickel	Silver (C)	1113-000-N951
2	.735	.075	.125	.25	09	Nickel	Silver (C)	1113-000-N091-2
3	1.13	.66	.100	.080	33	Nickel	Gold (C)	1113-000-N331-9

Panel Jack Receptacle—Solder Pot Contact

Round flange (for solder or setscrew mounting)

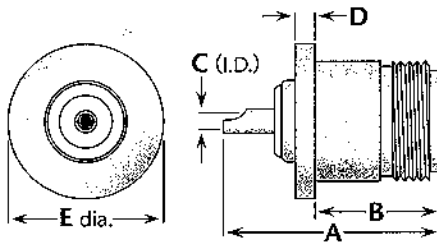


Figure 1

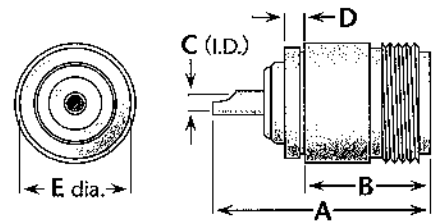


Figure 2

Figure	Dimensions					Plating		Delta P/N
	A	B	C	D	E	Body	Contact	
1	1.25	.66	.100	.175	1.50	Nickel	Silver (C)	1113-000-N911-2
1	1.25	.66	.100	.125	1.25	Nickel	Gold (C)	1113-000-N911-5
2	1.13	.66	.100	.11	.575	Nickel	Silver (C)	1120-000-N831

(C) in contact plating column indicates captive contact. • See page 160 for mounting dimensions.

• See page 2 for alternate body plating information. • All items are available with other flange sizes and contact configurations.