

4 Way Broadband Combiner N Interface from 2 GHz to 6 GHz

MPP2K06K0400-4 is a 4 way High Power Broadband RF Combiner with max power at 400 watts operating from 2000 to 6000 MHz with 50 ohm N connectors. The MPP2K06K0400-4 has a less than 0.80 dB typical low insertion loss and a MAX VSWR of 1.30:1; along with a phase balance of ± 5 degrees and an amplitude balance of ± 0.30 dB. The RF Combiner operates in a temperature range from -55°C to $+85^{\circ}\text{C}$, with a foot print of 2.96"x4.51"x1.10".

Electrical Specifications

Description	Min	Typ	Max	Units
Design			Reactive	
Number of Input Ports			4	
Frequency Range	2		6	GHz
Impedance		50		Ohms
Output VSWR			1.3:1	
Insertion Loss			0.8	dB
Amplitude Balance		± 0.3		dB
Phase Balance		± 5		Degrees
Power Handling (CW) **See Electrical Notes			400	Watts
Power Handling (Peak) @ 100 uSEC PW, 10% DF			2	kWatts

Electrical Specification Notes:
The device is intended for coherent signal combining.

Mechanical Specifications

Size	
Length	2.96 in [75.18 mm]
Width	4.51 in [114.55 mm]
Height	1.1 in [27.94 mm]
Weight	1.208 lbs [547.94 g]
Housing Material and Plating	Aluminum Alloy
Configuration	
Input Connector	N Female
Output Connectors	N Female

Environmental Specifications

Temperature	
Operating Range	-55 to +85 deg C

Compliance Certifications (see [product page](#) for current document)

Plotted and Other Data

Notes:



Features:

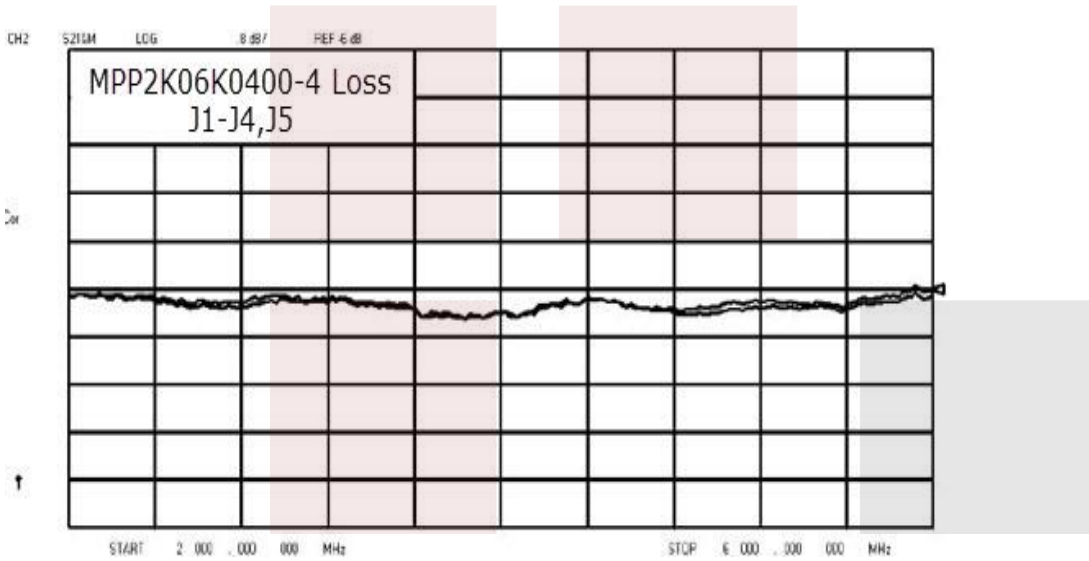
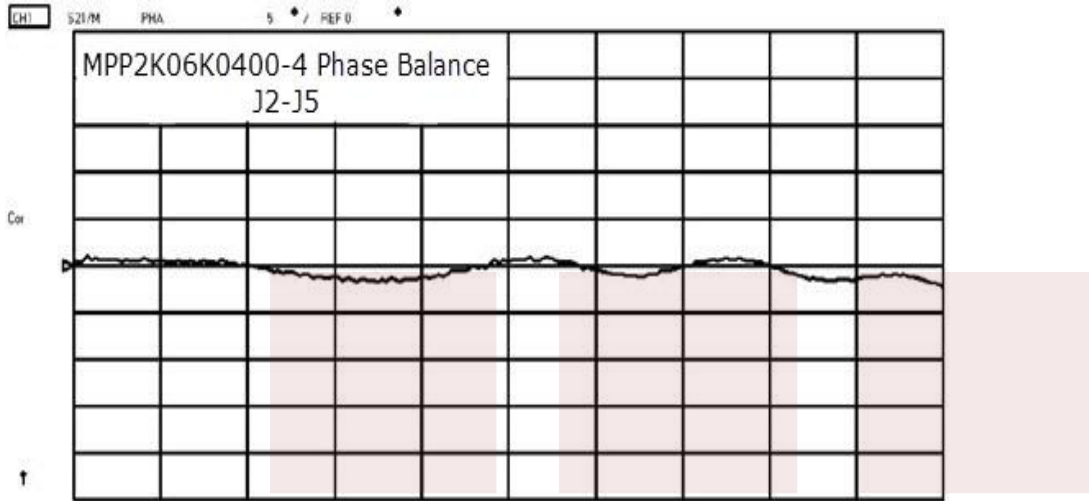
- 2000 to 6000 MHz Frequency
- 400 watt max power
- Insertion Loss: < 0.80 dB
- Phase Balance: ± 5 degrees
- Amplitude Balance: ± 0.30 dB
- High Power Handling Capability

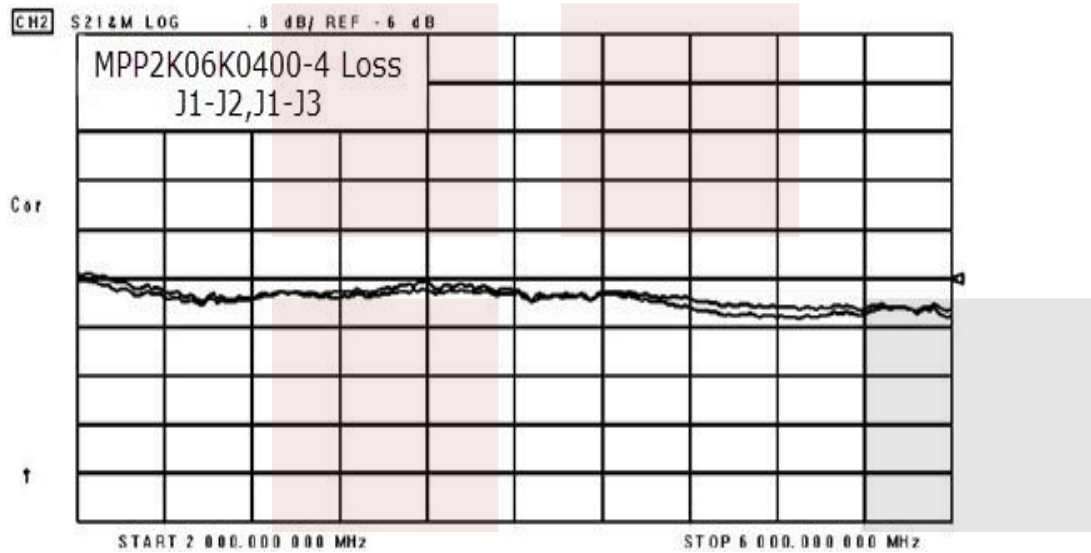
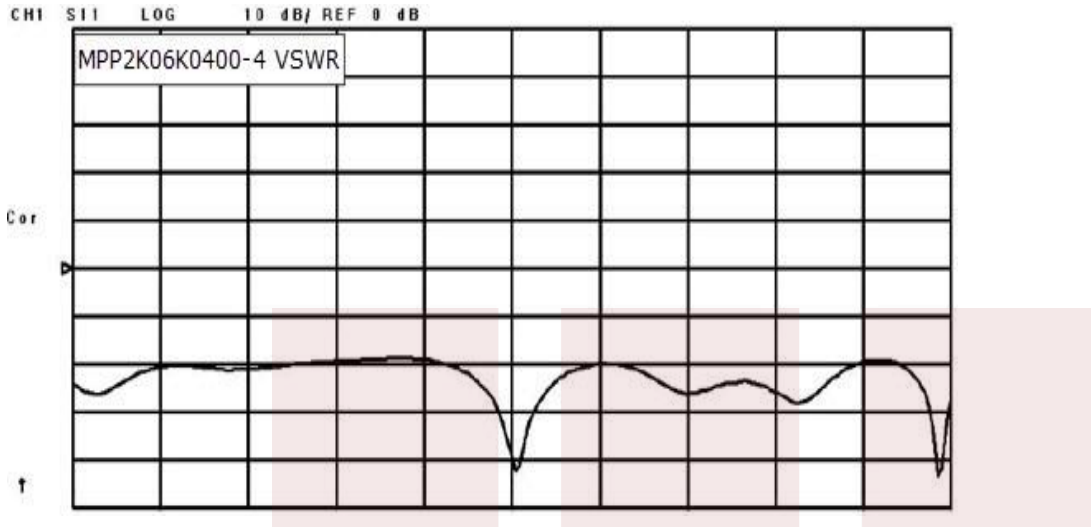
Applications:

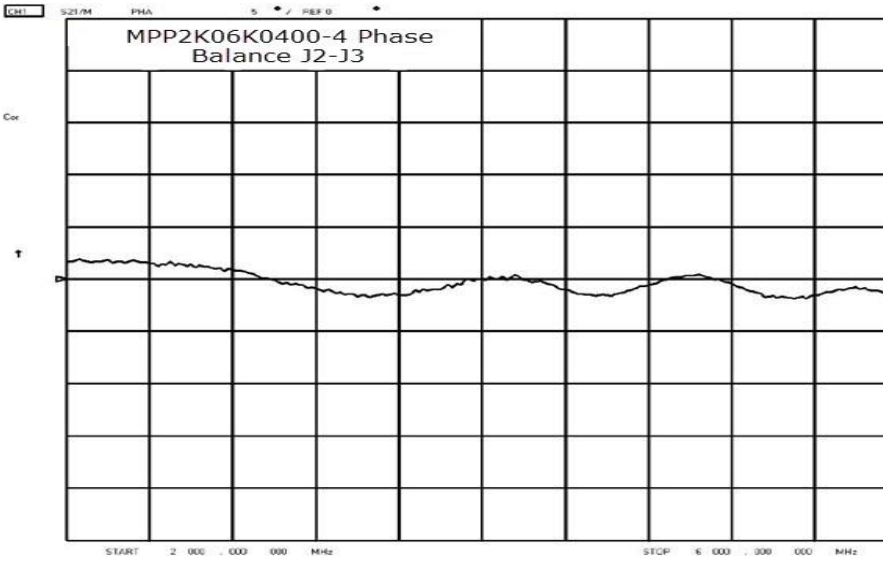
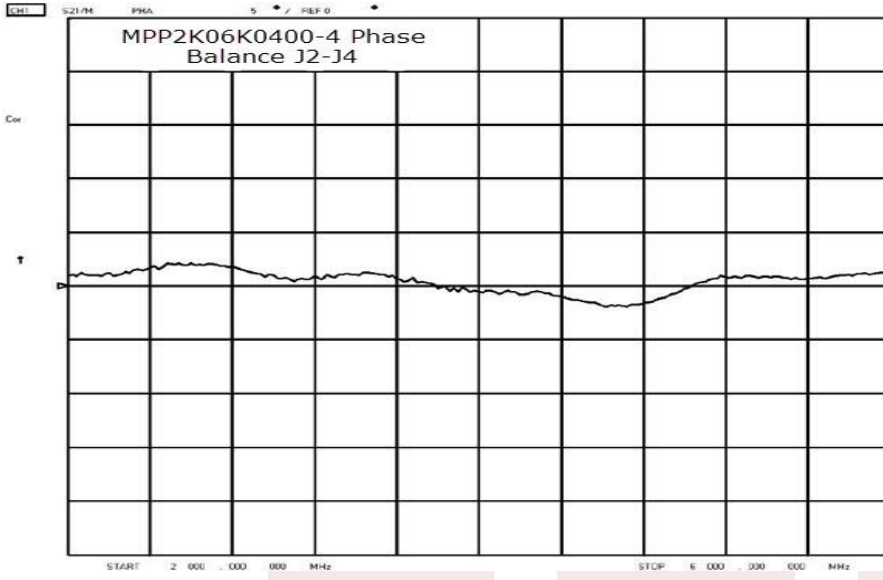
- Communications Systems
- Power Combining
- PCS, GSM, LTE, Cellular
- UMTS
- Amplifier Systems
- Amplifier Power Combining
- Wireless Infrastructures
- Defence Applications

Fairview Microwave
301 Leora Ln., Suite 100
Lewisville, TX 75056
Tel: 1-800-715-4396 / (972) 649-6678
Fax: (972) 649-6689
www.fairviewmicrowave.com
sales@fairviewmicrowave.com

Typical Performance Data







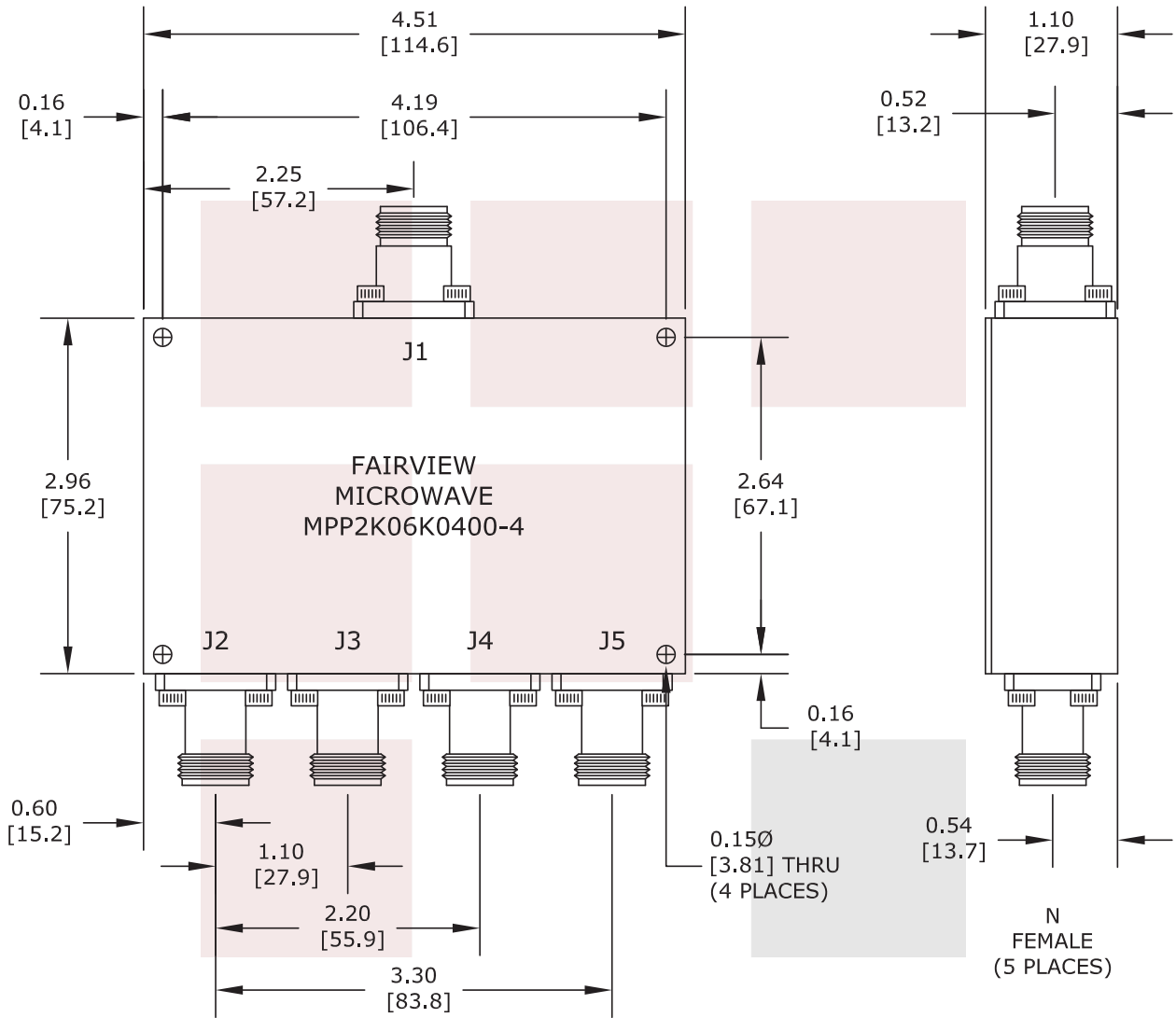
4 Way Broadband Combiner N Interface from 2 GHz to 6 GHz from Fairview Microwave is in-stock and available to ship same-day. All of our RF/microwave products are available off-the-shelf from our ISO 9001:2008 certified facilities in Lewisville, Texas. Fairview Microwave is RF on-demand.

For additional information on this product, please click the following link: [4 Way Broadband Combiner N Interface from 2 GHz to 6 GHz MPP2K06K0400-4](#)

URL: <https://www.fairviewmicrowave.com/4-way-power-combiner-n-broadband-6-ghz-400-watts-mpp2k06k0400-4-p.aspx>

The information contained in this document is accurate to the best of our knowledge and representative of the part described herein. It may be necessary to make modifications to the part and/or the documentation of the part, in order to implement improvements. Fairview Microwave reserves the right to make such changes as required. Unless otherwise stated, all specifications are nominal. Fairview Microwave does not make any representation or warranty regarding the suitability of the part described herein for any particular purpose, and Fairview Microwave does not assume any liability arising out of the use of any part or documentation.





FAIRVIEW MICROWAVE INC. ALLEN, TX 75013 WWW.FAIRVIEWMICROWAVE.COM		NOTES: 1. UNLESS OTHERWISE SPECIFIED ALL DIMENSIONS ARE NOMINAL. 2. ALL SPECIFICATIONS ARE SUBJECT TO CHANGE WITHOUT NOTICE AT ANY TIME. 3. DIMENSIONS ARE IN INCHES [mm].			
TITLE 4 Way Broadband Combiner N Interface from 2 GHz to 6 GHz		DWG NO MPP2K06K0400-4		CAGE CODE 3FKR5	
CAD FILE	091914	SHEET	SCALE	N/A	SIZE A 2233