

RG214 Flexible Coax Cable Black PVC Jacket
Electrical Specifications

Description	Min	Typ	Max	Units
Frequency Range	DC		11	GHz
Impedance		50		Ohms
Velocity of Propagation		66		%
Operating Voltage (AC)			5,000	Vrms
Nominal Capacitance		30.94		pF/ft
		[101.51]		[pF/m]

Performance by Frequency Band

Description	F1	F2	F3	F4	F5	Units
Frequency	0.01	0.1	1	5	10	GHz
Attenuation, Typ	0.637	2.073	7.686	20.689	36.52	dB/100ft
	2.09	6.8	25.22	67.88	119.82	dB/100m

Mechanical Specifications

Diameter	0.425 in 10.8 mm
Weight	0.1225 lbs/ft [0.18 Kg/m]
Min. Bend Radius (Installation)	2.165 in [54.99 mm]
Min. Bend Radius (Repeated)	3.228 in [81.99 mm]

Construction Specifications

Description	Material and Plating	Diameter
Inner Conductor	Copper, Silver, 7 Strands	0.089 in [2.26 mm]
Conductor Type	Solid	
Dielectric	PE	0.285 in [7.24 mm]
First Shield	Silver Plated Copper Braid	[]
Second Shield	Silver Plated Copper Braid	0.331 in [8.41 mm]
Jacket	PVC, Black	0.425 in [10.8 mm]


Environmental Specifications
Temperature

Operating Range -25 to +70 deg C

Compliance Certifications (see [product page](#) for current document)

Plotted and Other Data

Notes:


Configuration:

- Flexible Cable
- 2 Shield(s)


 Fairview Microwave
 301 Leora Ln., Suite 100
 Lewisville, TX 75056
 Tel: 1-800-715-4396 / (972) 649-6678
 Fax: (972) 649-6689
www.fairviewmicrowave.com
sales@fairviewmicrowave.com

RG214 Flexible Coax Cable Black PVC Jacket from Fairview Microwave has same day shipment for domestic and International orders. Our RF, microwave and fiber optic products maintain a 99% availability and are part of the broadest selection in the industry.

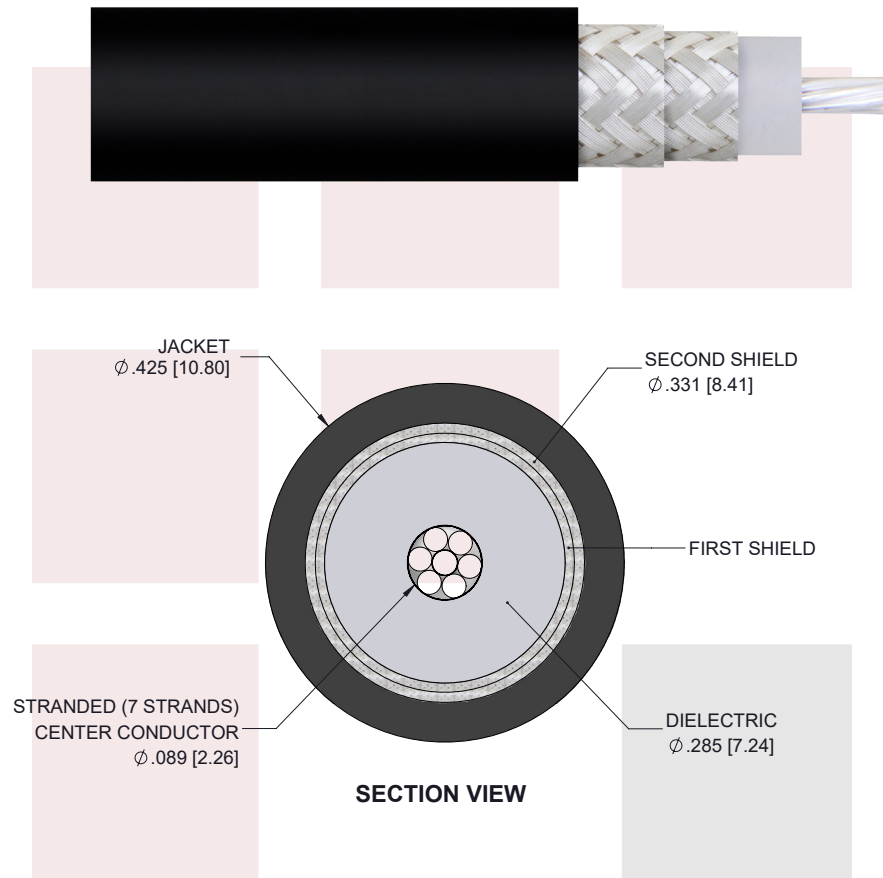
Click the following link to obtain additional part information: [RG214 Flexible Coax Cable Black PVC Jacket RG214](#)

URL: <https://www.fairviewmicrowave.com/rg214-flexible-coax-cable-pvc-jacket-rg214-p.aspx>

The information contained in this document is accurate to the best of our knowledge and representative of the part described herein. It may be necessary to make modifications to the part and/or the documentation of the part, in order to implement improvements. Fairview Microwave reserves the right to make such changes as required. Unless otherwise stated, all specifications are nominal. Fairview Microwave does not make any representation or warranty regarding the suitability of the part described herein for any particular purpose, and Fairview Microwave does not assume any liability arising out of the use of any part or documentation.



REVISIONS			
REV.	DESCRIPTION	DATE	APPROVED
A	INITIAL RELEASE	9/13/2021	A. GANWANI



THESE COMMODITIES, TECHNOLOGY OR SOFTWARE WERE EXPORTED FROM THE UNITED STATES IN ACCORDANCE WITH THE EXPORT ADMINISTRATION REGULATIONS. DIVERSION CONTRARY TO U.S. LAW PROHIBITED.

<p>Fairview Microwave an INFINIT[®] brand</p>	<p>UNLESS OTHERWISE SPECIFIED LEADING DIMENSIONS ARE INCHES DIMENSIONS IN [] ARE MILLIMETERS</p> <p>TOLERANCES: CABLE LENGTH (L) TOLERANCES:</p> <table border="0"> <tr> <td>X = ±.2 [5.08]</td> <td>FRACTIONS ± 1/32</td> <td>L ≤ 12 [305] = +1 [25] / -0</td> </tr> <tr> <td>.XX = ±.02 [.51]</td> <td>ANGLES ± 1°</td> <td>12 [305] < L ≤ 60 [1524] = +2 [51] / -0</td> </tr> <tr> <td>.XXX = ±.005 [.13]</td> <td></td> <td>60 [1524] < L ≤ 120 [3048] = +4 [102] / -0</td> </tr> <tr> <td></td> <td></td> <td>120 [3048] < L ≤ 300 [7620] = +6 [152] / -0</td> </tr> <tr> <td></td> <td></td> <td>300 [7620] < L = +5%L / -0</td> </tr> </table>		X = ±.2 [5.08]	FRACTIONS ± 1/32	L ≤ 12 [305] = +1 [25] / -0	.XX = ±.02 [.51]	ANGLES ± 1°	12 [305] < L ≤ 60 [1524] = +2 [51] / -0	.XXX = ±.005 [.13]		60 [1524] < L ≤ 120 [3048] = +4 [102] / -0			120 [3048] < L ≤ 300 [7620] = +6 [152] / -0			300 [7620] < L = +5%L / -0	<p>THIRD-ANGLE PROJECTION</p> <p>THE INFORMATION AND DESIGN IN THIS DOCUMENT IS THE PROPERTY OF FAIRVIEW MICROWAVE CORPORATION. ALL RIGHTS RESERVED.</p>
	X = ±.2 [5.08]	FRACTIONS ± 1/32	L ≤ 12 [305] = +1 [25] / -0															
.XX = ±.02 [.51]	ANGLES ± 1°	12 [305] < L ≤ 60 [1524] = +2 [51] / -0																
.XXX = ±.005 [.13]		60 [1524] < L ≤ 120 [3048] = +4 [102] / -0																
		120 [3048] < L ≤ 300 [7620] = +6 [152] / -0																
		300 [7620] < L = +5%L / -0																
<p>TITLE</p> <p>RG214 Flexible Coax Cable Black PVC Jacket</p>	<p>ALL DIMENSIONS SHOWN ARE FOR REFERENCE ONLY.</p>		<p>SHEET 1 OF 2</p> <p>SCALE N/A</p>															
<p>SIZE A</p>	<p>CAGE CODE 3FKR5</p>	<p>DRAWN BY K.Dang</p>	<p>ITEM NO. RG214</p> <p>REV A</p>															

T-Rev.D