

30 dB Fixed Attenuator N Male To N Female Up To 8.5 GHz Rated To 50 Watts With Black Aluminum Alloy Body

Fairview Microwave carries a broad selection of fixed attenuators with a wide range of attenuation levels, frequency ranges, and power dissipation ranges. Also known as RF pads, RF microwave attenuators lower the amplitude of a signal (or attenuate) a known amount. These attenuator pads can be used in a wide variety of applications including reducing a signal level to protect measurement equipment or other circuitry, extending the range of power meters and amplifiers, and impedance matching circuits by reducing the VSWR seen by adjacent components. RF attenuators can prevent signal overload in amplifiers, receivers and detectors, adjusting the signal level to a range that is optimal.

Few RF components are as commonly used as fixed coaxial attenuators, and Fairview Microwave carries one of the largest in-stock varieties and ships them same day. The SA8N50-30 is a 30 dB Fixed Attenuator that operates from DC to 8.5 GHz and is rated to 50 Watts. The versatile coaxial package uses type N male to type N female connectors and is also REACH and RoHS compliant.

Electrical Specifications

Description	Min	Typ	Max	Units
Frequency Range	DC		8.5	GHz
Impedance		50		Ohms
Nominal Attenuation		30		dB
Attenuation Accuracy		±1		dB
VSWR			1.3:1	
Input Power, CW rated at +25°C, derated linearly to 5W at +125°C			50	Watts
Input Power, Peak 5µs pulse, 0.5% duty cycle			5	KWatts

Specifications by Frequency

Description	F1	F2	F3	F4	F5	Units
Range	DC to 4	4 to 8.5				GHz
VSWR, Max	1.2:1	1.3:1				

Electrical Specification Notes:
 Values at +25°C, sea level.

Mechanical Specifications

Size	
Length	4.38 in [111.25 mm]
Width/Diameter	1.62 in [41.15 mm]
Weight	0.506 lbs [229.52 g]
Body Material and Plating	Black Aluminum Alloy

Configuration

Design	Fixed, Bidirectional
Package Style	Connectorized Module



Features:

- Bidirectional
- DC to 8.5 GHz Frequency Range
- Attenuation 30±1 dB
- Max Power 50 Watts (CW)
- VSWR < 1.3:1

Applications:

- Instrumentation
- Precision measurements
- Prototyping and characterization
- Production systems

Fairview Microwave
 1130 Junction Dr. #100
 Allen, TX 75013
 Tel: 1-800-715-4396 / (972) 649-6678
 Fax: (972) 649-6689
www.fairviewmicrowave.com
sales@fairviewmicrowave.com

Connectors

Description	Connector 1	Connector 2
Type	N Male	N Female
Connector Spec.	MIL-STD-348A	MIL-STD-348A
Body Material & Plating	Passivated Stainless Steel	Passivated Stainless Steel

Environmental Specifications

Temperature

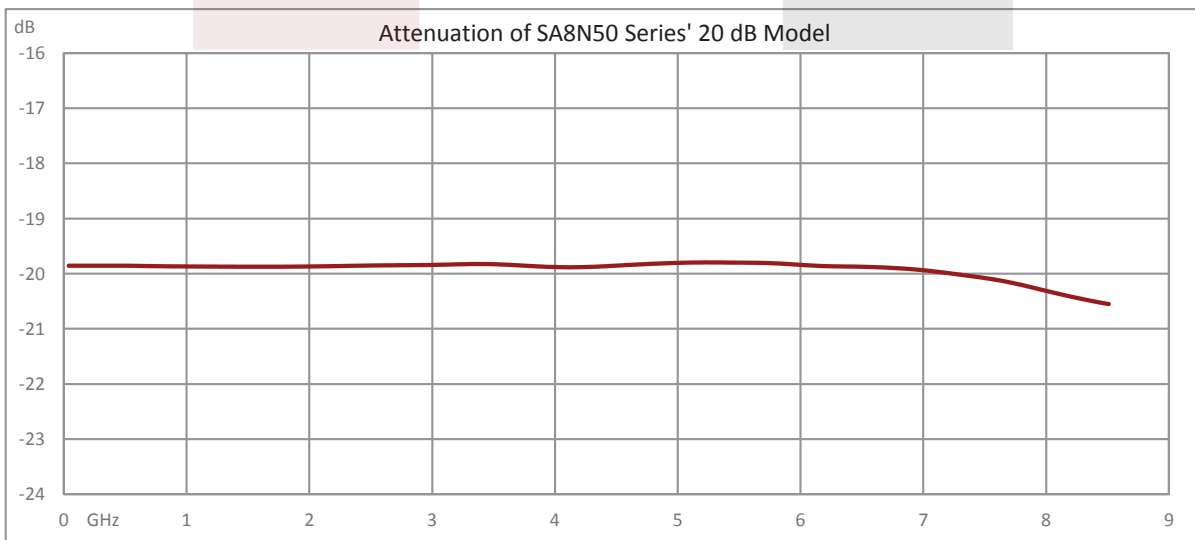
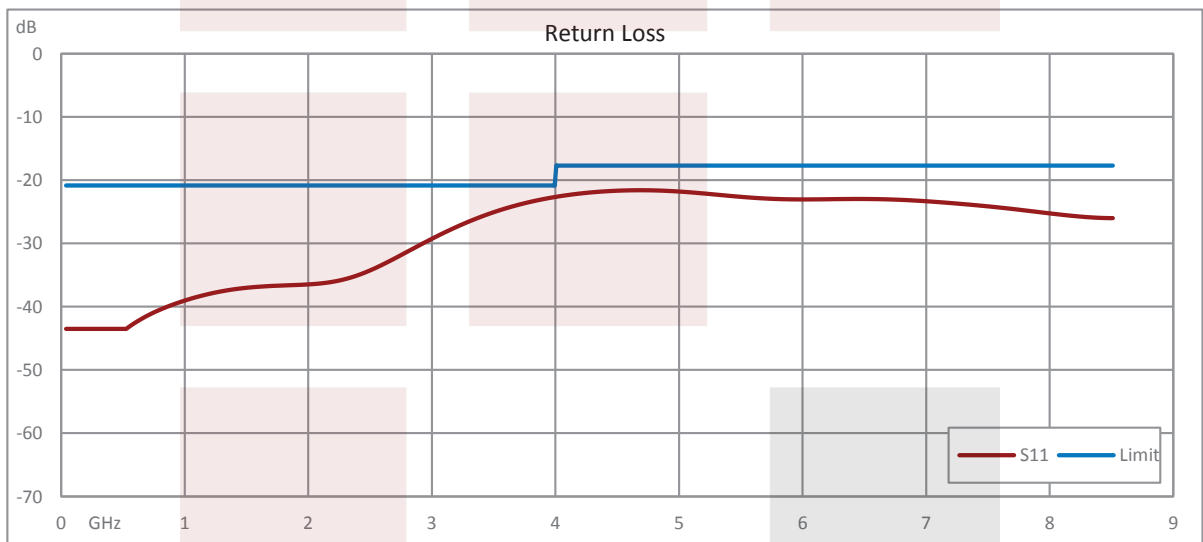
Operating Range -55 to +125 deg C

Compliance Certifications (see [product page](#) for current document)

Plotted and Other Data

Notes:

Typical Performance Data




30 dB Fixed Attenuator N Male To N Female Up To 8.5 GHz Rated To 50 Watts With Black Aluminum Alloy Body from Fairview Microwave is in-stock and available to ship same-day. All of our RF/microwave products are available off-the-shelf from our ISO 9001:2008 certified facilities in Allen, Texas. Fairview Microwave is RF on-demand.

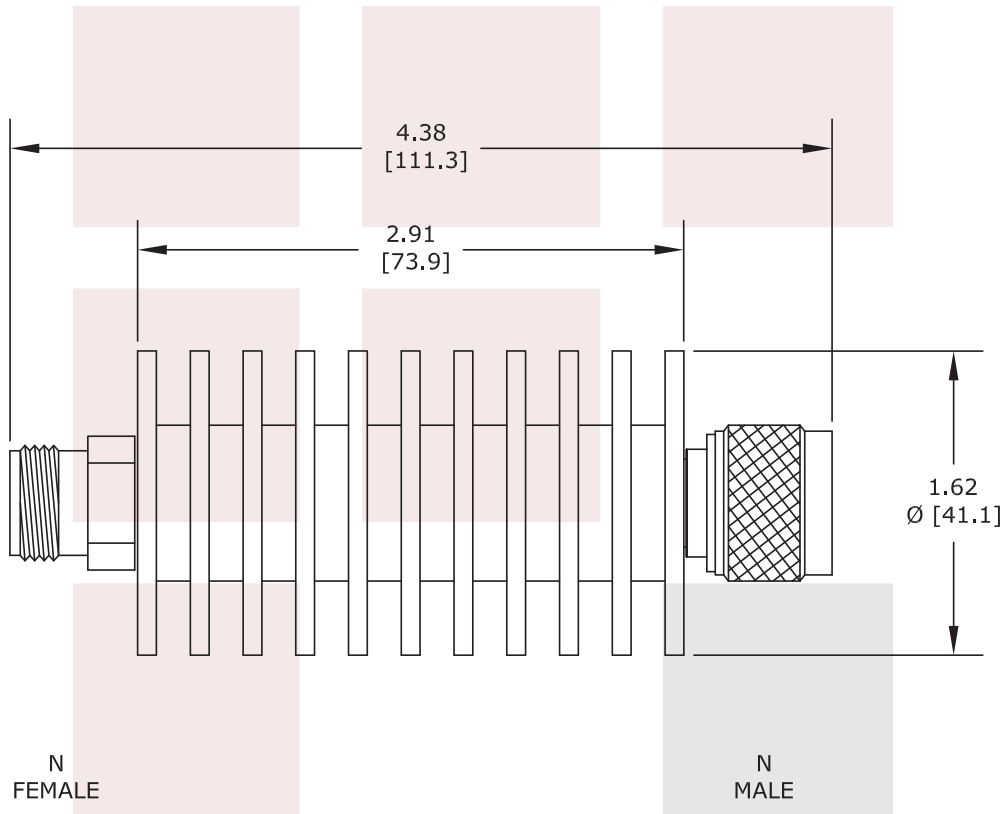
For additional information on this product, please click the following link: [30 dB Fixed Attenuator N Male To N Female Up To 8.5 GHz Rated To 50 Watts With Black Aluminum Alloy Body SA8N50-30](#)

URL: <https://www.fairviewmicrowave.com/30db-fixed-attenuator-n-male-n-female-50-watts-sa8n50-30-p.aspx>

The information contained in this document is accurate to the best of our knowledge and representative of the part described herein. It may be necessary to make modifications to the part and/or the documentation of the part, in order to implement improvements. Fairview Microwave reserves the right to make such changes as required. Unless otherwise stated, all specifications are nominal. Fairview Microwave does not make any representation or warranty regarding the suitability of the part described herein for any particular purpose, and Fairview Microwave does not assume any liability arising out of the use of any part or documentation.



P/N	Atten.
SA8N50-03	3 dB
SA8N50-06	6 dB
SA8N50-10	10 dB
SA8N50-20	20 dB
SA8N50-30	30 dB
SA8N50-40	40 dB



STANDARD TOLERANCES	
.X	±0.2
.XX	±0.1
.XXX	±0.05

*STANDARD TOLERANCES APPLY ONLY TO DIMENSIONS IN INCHES

FAIRVIEW MICROWAVE INC. ALLEN, TX 75013 WWW.FAIRVIEWMICROWAVE.COM		NOTES: 1. UNLESS OTHERWISE SPECIFIED ALL DIMENSIONS ARE NOMINAL. 2. ALL SPECIFICATIONS ARE SUBJECT TO CHANGE WITHOUT NOTICE AT ANY TIME. 3. DIMENSIONS ARE IN INCHES [mm].			
TITLE 30 dB Fixed Attenuator N Male To N Female Up To 8.5 GHz Rated To 50 Watts With Black Aluminum Alloy Body	DWG NO SA8N50		CAGE CODE 3FKR5		
	CAD FILE 120216	SHEET	SCALE N/A	SIZE A	2233