

**WR-42 Waveguide Phase Shifter 0 to 180 Degree
 With a UG-595/U Flange From 18 GHz to 26.5 GHz**

The SMW42PS1001 is a waveguide variable phase shifter that is part of a family of high performance phase shifters with a square cover per MIL-DTL-85. These phase shifters are built using low loss dielectric material, which offers minimum insertion loss. These standard terminations are offered in the Ka through W waveguide bands (18 to 110 GHz.) The phase shifters are equipped with micrometer, which allows fine control resulting in accurate and repeatable phase settings. The variable phase shifters are typically used in the test setups and prototype assemblies where accurate phase shifting is required.

Electrical Specifications

Description	Min	Typ	Max	Units
Frequency Range	18		26.5	GHz
Phase Shift		0 to 180		Degrees
Insertion Loss			1	dB
Input Power (CW)			1.5	Watts

Mechanical Specifications

Size	
Length	4 in [101.6 mm]
Width/Dia.	1 in [25.4 mm]
Height	2.34 in [59.44 mm]

Description	Flange 1	Waveguide	Flange 2
Interface	UG-595/U	WR-42	UG-595/U
Material	Brass	Brass	Brass
Plating	Gold	Gold	Gold
Plating Spec.	ASTMB488	ASTMB488	ASTMB488
Finish	Gold	Gold	Gold

Compliance Certifications (visit www.FairviewMicrowave.com for current document)

RoHS Compliant	Yes
REACH Compliant	06/14/2014

Plotted and Other Data

Notes:



Features:

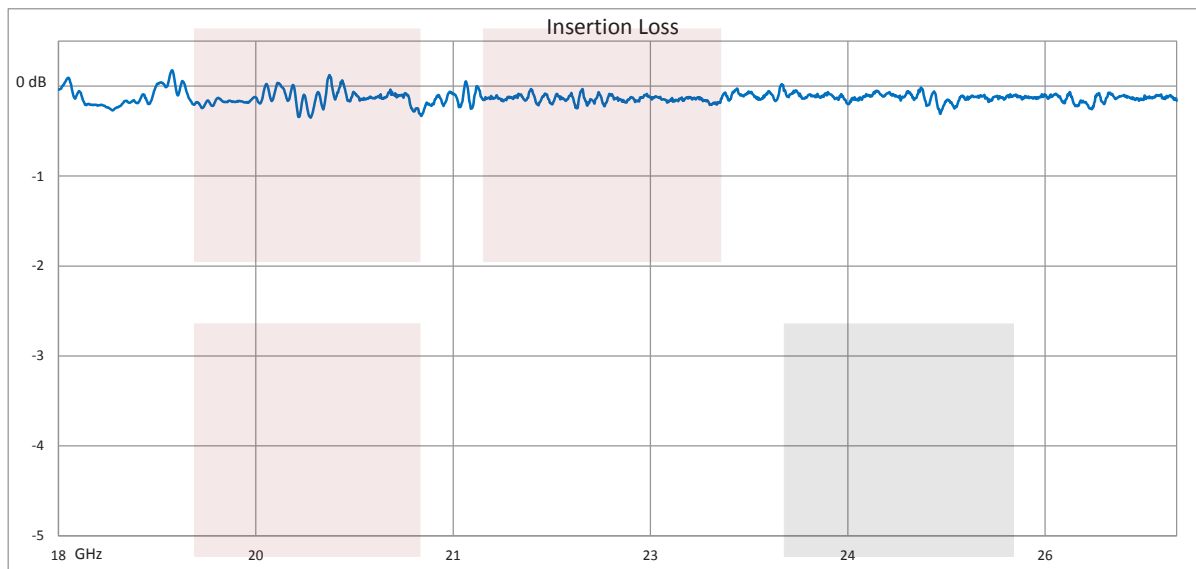
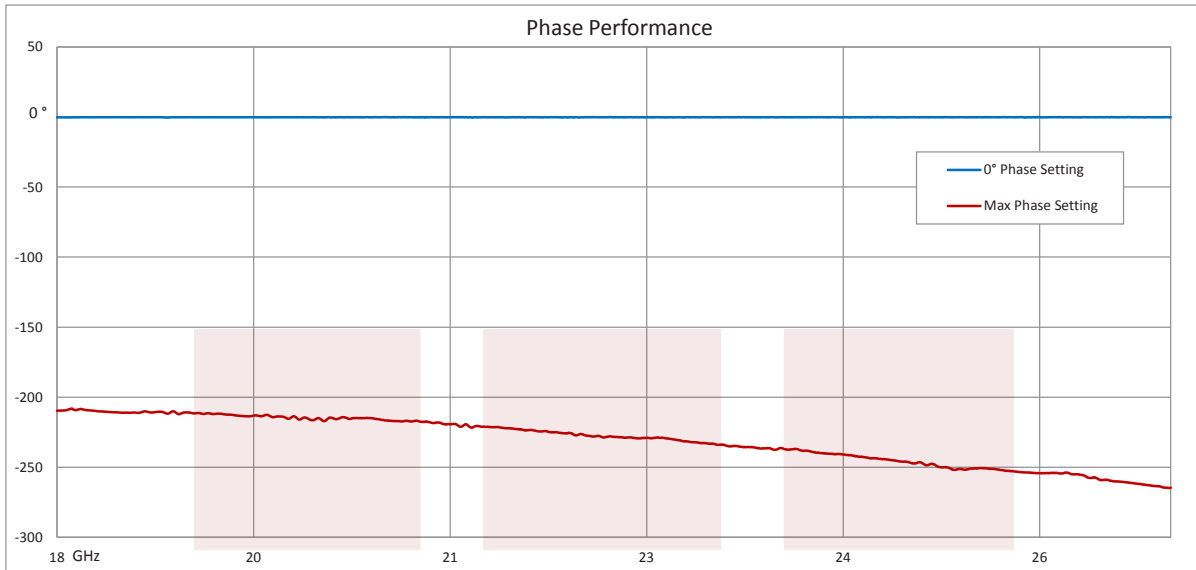
- WR-42
- 18 to 26.5 GHz
- UG-595/U Flange
- 1 dB Maximum Insertion Loss
- 1.5 Watt Average Power Handling
- 0 to 180 Degree Phase Shift Over the Full Band

Applications:

- Instrumentation
- Precision measurements
- Prototyping and characterization

Fairview Microwave
 1130 Junction Dr. #100
 Allen, TX 75013
 Tel: 1-800-715-4396 / (972) 649-6678
 Fax: (972) 649-6689
www.fairviewmicrowave.com
sales@fairviewmicrowave.com

Typical Performance Data



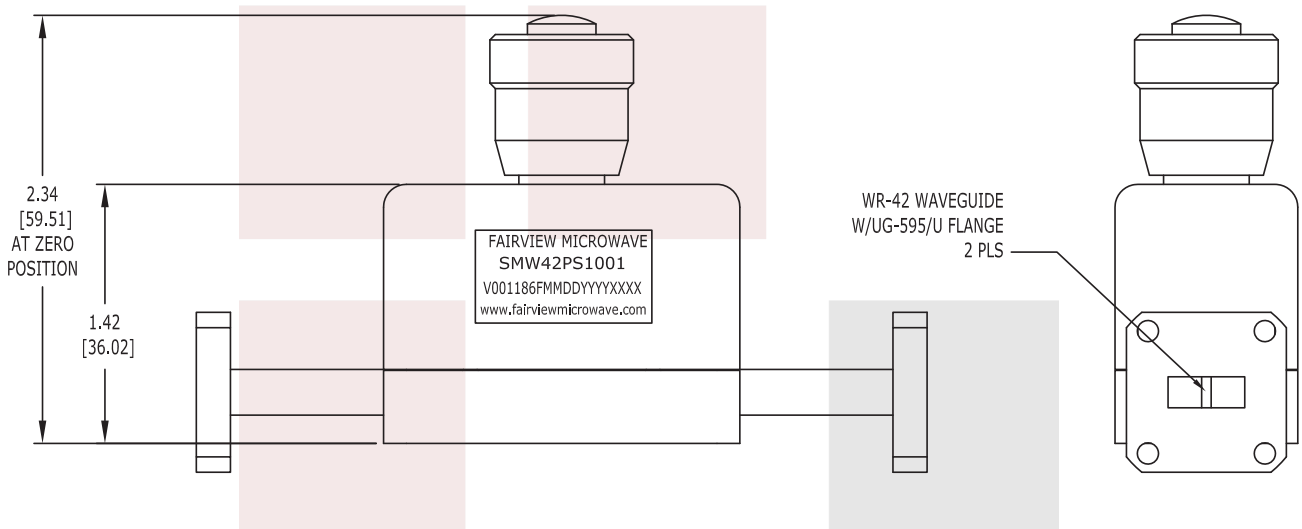
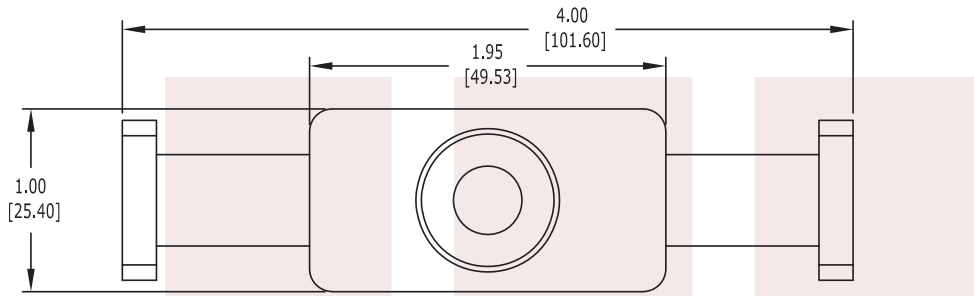
WR-42 Waveguide Phase Shifter 0 to 180 Degree With a UG-595/U Flange From 18 GHz to 26.5 GHz from Fairview Microwave is in-stock and available to ship same-day. All of our RF/microwave products are available off-the-shelf from our ISO 9001:2008 certified facilities in Allen, Texas. Fairview Microwave is RF on-demand.

For additional information on this product, please click the following link: [WR-42 Waveguide Phase Shifter 0 to 180 Degree With a UG-595/U Flange From 18 GHz to 26.5 GHz SMW42PS1001](#)

URL: <http://www.fairviewmicrowave.com/wr42-waveguide-phase-shifter-0-180-ug595-18-26.5-ghz-smw42ps1001-p.aspx>

The information contained in this document is accurate to the best of our knowledge and representative of the part described herein. It may be necessary to make modifications to the part and/or the documentation of the part, in order to implement improvements. Fairview Microwave reserves the right to make such changes as required. Unless otherwise stated, all specifications are nominal. Fairview Microwave does not make any representation or warranty regarding the suitability of the part described herein for any particular purpose, and Fairview Microwave does not assume any liability arising out of the use of any part or documentation.





UNLESS OTHERWISE SPECIFIED:
 DIMENSIONS ARE IN: inches [mm]
 TOLERANCES ARE:
 .XX ± .10 [± 2.54]
 .XXX ± .005 [± .127]

* THESE DIMENSIONS AND TOLERANCES SUPERSEDE NOTE #1 ON TITLE BLOCK.

FAIRVIEW MICROWAVE INC. ALLEN, TX 75013 WWW.FAIRVIEWMICROWAVE.COM		NOTES: 1. UNLESS OTHERWISE SPECIFIED ALL DIMENSIONS ARE NOMINAL. 2. ALL SPECIFICATIONS ARE SUBJECT TO CHANGE WITHOUT NOTICE AT ANY TIME. 3. DIMENSIONS ARE IN INCHES [mm].			
TITLE WR-42 Waveguide Phase Shifter 0 to 180 Degree With a UG-595/U Flange From 18 GHz to 26.5 GHz		DWG NO SMW42PS1001		CAGE CODE 3FKR5	
CAD FILE	011216	SHEET	SCALE	N/A	SIZE A 2233